

PRODUCT CATALOG

2020



COMFORTABLE,
COMMERCIAL-GRADE SEATING



WE ARE MORE THAN CHAIRS!

Yes, our chairs are where we are *'just'* and shine the brightest. But, we also deliver that same attention to detail in all our front-of-house solutions.

All JustChair products are built to exceed standard commercial specifications. This ensures that you get beauty that lasts. Plus, we back it with a **5 year warranty.**

JustChair products are available via restaurant equipment dealers, architects, designers and contractors nationwide.

OUR LEAD TIMES FOR TYPICAL CONFIGURATIONS:

5-10
work days

QuickShip[†]
pre-assembled products

4-5
weeks

Standard
stock assembly/
configuration required

12-16
weeks

Built to Order*
custom built
and non-stocked



[†] Large quantities may change lead times.

*Limited - Check with factory.

MOQ (Minimum Order Quantity) may apply.

JUSTCHAIR 2020

01.	CITYSTYLE SEATING.	05
02.	WOOD SEATING.	15
03.	UPHOLSTERED SEATING.	29
04.	METAL SEATING.	39
05.	STACKABLE BANQUET SEATING.	57
06.	TABLE TOPS & BASES.	63
07.	OUTDOOR SEATING & TABLES.	73
08.	BOOTHS & BANQUETTES.	81
09.	CASEGOODS.	87
10.	PLANNING & OPTIONS.	91



JUSTCHAIR QUICKSHIP

Choose from our large variety of stocked items.

All products which are NOT built-to order, can be Quick Ship. Just select a stocked seat item.

Includes 100,000 double rub abrasion test,
black vinyl or wood seats.



Top-quality products, ready to QuickShip!
Just look for the QuickShip icon.

ABOUT

JCM 1-YEAR / 5-YEAR / 12-YEAR STRUCTURAL LIMITED WARRANTY

JustChair Manufacturing warrants all JCM products to be free of manufacturing defects in material and workmanship as follows:

- Steel and Aluminum Banquet Chairs:
12 Years from date of purchase.
- German Beech Wood Furniture:
5 Years from date of purchase.
- Welded Steel Furniture:
5 Years from date of purchase.
- Powder Coated Stacking Furniture:
5 Years from date of purchase.
- TBX Table Bases:
5 Years from date of purchase.
- Millwork & Booths:
1 Year from date of purchase.
- Outdoor & Chrome Furniture:
1 Year from date of purchase.

From the original date of purchase, by the original purchaser or JCM dealer unless otherwise noted.

JCM's warranty responsibility is limited to the cost of replacement or repair (at JCM's discretion) of the JCM products. FOB Factory.

WOOD STANDARDS REGULATIONS & EXCEPTIONS

U.S. Commercial Standards/Regulations require us to advise the customer that a wood product may experience some degree of warpage and thickness variation. We do not warranty warpage.

Customer assumes responsibility for normal wear and tear.

Products sold as 'closeouts', 'as-is' and 'used' have no warranties.

JCM is not responsible for warranty claims reported after 30 days from first recognition of the issue by the end-user.

GENERAL INFORMATION

SUPERIOR PACKAGING NO ONE WRAPS LIKE WE DO

Every JCM product is fully wrapped and protected, exceeding industry standards. Every chair leg is covered. Every glide is protected.

Our goal is to ensure that the quality that leaves our dock, reaches the customer's door, perfect & undamaged.



WHERE TO BUY OUR LOCAL SUPPORT NETWORK

JCM sells all products via dealers, designers, contractors and consultants. This ensures that every product is sold with expertise and locally supported.

We are happy to assist anyone with layout, design, and planning.

Our Manufacturing Reps can also provide referrals to local consultants.

Our professional sales network includes:

- Regional Manufacturer Representatives
- Restaurant Equipment Dealers
- Commercial Furniture Distributors
- Interior Design Firms and Architectural Firms
- General Contractors
- Professional Consultants



CITYSTYLE SEATING.



01.

CSU-902

CITYSTYLE - URBAN

Contemporary bucket on a reinforced beech wood frame.

CSU-90218
White



Gray



CSU-90230
White



SEAT

Double thickness, tight-cell polypropylene.

FRAME

Tenon and mortise, solid ash wood, with nail-in nylon glides.

QUICK SHIP CONFIGURATION



S



White



Gray

F



Natural Ash






STANDARD OPTIONS

Padded seat and/or padded back available.
Upholstery: See pages 96 - 105.

CUSTOM OPTIONS

BTO colors and finishes available.
50 pc. Minimum order quantity.
Contact factory for more information.

DIMENSIONS AND WEIGHTS

					
Chair (18)	35"	17.5"	18.5"	17"	14 lb
Barstool (30)	41"	29.0"	18.5"	16"	16 lb



CSU-905

CITYSTYLE - URBAN

Modern hairpin design available in all seating sizes.
Multiple color laminate options available.

CSU-90518



CSU-90530



SEAT & BACK





Seat & back: Double-sided laminate plywood.

FRAME

Powder coated, welded steel frame with black, screw-in nylon glides.

QUICK SHIP CONFIGURATION

Seat & Frame :

S	 Driftwood	 Natural Ash
F	 Black (TB16)	 White








STANDARD OPTIONS

Padded seat and/or padded inside back available.
Upholstery: See pages 96 - 105.

CUSTOM OPTIONS

BTO colors and finishes available.
50 pc. Minimum order quantity.
Contact factory for more information.

DIMENSIONS AND WEIGHTS

					
Chair (18)	32"	18"	16.5"	16"	14 lb
Barstool (30)	43"	30"	16.5"	16"	17 lb

Padded
inside back/
Padded seat
available



CSU-905

CITYSTYLE - URBAN

Modern hairpin design available in all seating sizes.
Multiple color laminate options available.

CSU-90518X



CSU-90530X



SEAT

Double-sided laminate plywood.

FRAME

Powder coated, welded steel frame, with black, screw-in nylon glides.

QUICK SHIP CONFIGURATION

Seat & Frame :

S  Driftwood

F  Black (TB16)








STANDARD OPTIONS

Padded seat available.
Upholstery: See pages 96 - 105.

CUSTOM OPTIONS

BTO colors and finishes available.
50 pc. Minimum order quantity.
Contact factory for more information.

DIMENSIONS AND WEIGHTS

					
C-Backless (18X)	18.5"	14.0"	14	9 lb	
B-Backless (30X)	30.5"	14.0"	14	10 lb	



CSU-906

CITYSTYLE - URBAN

Tapered legs design with floating back.
Multiple color laminate options available.

CSU-90618



CSU-90630



SEAT & BACK

Seat & back: Double-sided laminate plywood.

FRAME

Powder coated, welded steel frame, black insert-style nylon glides.

QUICK SHIP CONFIGURATION

Seat & Frame :

S



Walnut

F



Black (TB16)








STANDARD OPTIONS

Padded seat and/or padded back available.
Upholstery: See pages 96 - 105.

CUSTOM OPTIONS

BTO colors and finishes available.
50 pc. Minimum order quantity.
Contact factory for more information.

DIMENSIONS AND WEIGHTS

					
Chair (18)	33"	18"	17"	17"	19 lb
Barstool (30)	45"	30"	17"	17"	24 lb



CSU-908

CITYSTYLE - URBAN

Molded & laminated veneer on an industrial steel clear-coat stackable frame.

CSU-90818
Stackable



CSU-90830



SEAT & BACK

Seat & back: Double-sided laminate plywood.

FRAME

Stackable powder coated, welded steel, with black insert-style nylon glides.

QUICK SHIP CONFIGURATION

Seat & Frame :

- S  Walnut
- F  Clear-coat








STANDARD OPTIONS

Padded seat and/or padded back available.
Upholstery: See pages 96 - 105.

CUSTOM OPTIONS

BTO colors and finishes available.
50 pc. Minimum order quantity.
Contact factory for more information.

DIMENSIONS AND WEIGHTS

					
Chair (18)	31"	18"	16"	16"	13 lb
Barstool (30)	43"	30"	16"	16"	17 lb



CSU-910

CITYSTYLE - URBAN

Classic styled, steel slat back with saddle-style wood seat.

CSU-91018



CSU-91030



SEAT

Solid European beech wood, saddle cut.

FRAME

Gray powder coated welded steel, with premium nickel, insert-style swivel glides.

QUICK SHIP CONFIGURATION

Seat & Frame :

S



Natural Beech

F



Gray Powder Coat








STANDARD OPTIONS

Padded inset or padded upholstered seat.
Upholstery: See pages 96 - 105.

CUSTOM OPTIONS

BTO colors and finishes available.
50 pc. Minimum order quantity.
Contact factory for more information.

DIMENSIONS AND WEIGHTS

					
Chair (18)	33"	18"	15.5"	15"	17 lb
Barstool (30)	42.5"	30	15.5"	15"	23 lb



CSR-900

CITYSTYLE - RUSTIC

Country Style, Rustic Bentwood X-Back.
Stackable Chair.

CSR-90018
Stackable



CSR-90018
Stackable
Padded Inset Seat

CSR-90030



SEAT

Rustic finish, ash veneer.

FRAME

Rustic cut, solid ash, with tan nail-in nylon glides.

QUICK SHIP CONFIGURATION

Available in rustic walnut seat and frame.



Rustic Walnut






STANDARD OPTIONS

Padded inset seat available.
Upholstery: See pages 96 - 105.

CUSTOM OPTIONS

BTO colors and finishes available.
50 pc. Minimum order quantity.
Contact factory for more information.

DIMENSIONS AND WEIGHTS

					
Chair (18)	35.0"	18.5"	18"	16.5"	10 lb
Barstool (30)	45.5"	29.0"	18"	16.5"	14 lb



CSR-90018
Stackable



CSR-912

CITYSTYLE - RUSTIC

Rustic wood block style with hardened steel frame components.

CSR-91218



CSR-91218
w/ Padded
Seat

CSR-91230



SEAT & BACK

Seat, back, legs: Rustic cut and styled, European beech wood.

FRAME

Powder coated, welded steel brackets, tan nail-in nylon glides.

QUICK SHIP CONFIGURATION

Seat & Frame :

S



Rustic styled walnut

F



Black (TB16)








STANDARD OPTIONS

Padded seat and/or padded back available.
Upholstery: See pages 96 - 105.

CUSTOM OPTIONS

BTO colors and finishes available.
50 pc. Minimum order quantity.
Contact factory for more information.

DIMENSIONS AND WEIGHTS

					
Chair (18)	32"	18"	15.5"	15.5"	20 lb
Barstool (30)	42"	29"	15.5"	15.5"	22 lb



CSV-913

CITYSTYLE - VINTAGE

Vintage Style, steel X-Back Chair with curved welded bracing, with solid ash wood seat.

CSV-91318



SEAT

Solid ash, black satin finish..

FRAME

Powder coated, welded joint metal frame, with nickel glides.

QUICK SHIP CONFIGURATION

Seat & Frame :

S  Satin Black

F  Vintage Yellow



CUSTOM OPTIONS

BTO colors and finishes available.
50 pc. Minimum order quantity.
Contact factory for more information.

DIMENSIONS AND WEIGHTS



Chair (18) 34.25" 17.5" 17.5" 19.25" 15 lb



14

JustChair Manufacturing • 347.617.1317
JustChair.com • Info@JustChair.com

WOOD SEATING.



02.

W-116

WOOD - LINED BACK

Flared back with horizontal cut lined seating with heavy duty steel brackets. German beech, tongue & groove hardwood construction.

W-11618



W-11630



SEAT



SS: Solid European beech wood, saddle cut.
PS: 2-1/2" double-thick padded upholstered seat.

FRAME

Full joinery, factory sealed construction.
European beech wood, with tan, nail-in nylon glides.

QUICK SHIP CONFIGURATION

Seat & Frame :

S  Walnut  Black Vinyl

F  Walnut








STANDARD OPTIONS

Solid wood or Upholstered Seat (see pages 94 - 105).
POS: Pullover upholstered seat.
PIB: Padded inside back.
DN: Decorative nails (on POS or PIB).
FRL: Foot rail guard in silver or brass.
Wood seating option details see page 94.

CUSTOM OPTIONS

BTO finishes available.
50 pc. Minimum order quantity.
Contact factory for more information.

DIMENSIONS AND WEIGHTS

					
Chair (18)	34"	18"	17"	17"	15 lb
Barstool (30)	44"	30"	17"	17"	21 lb



W-201

WOOD - LADDER BACK

Traditional ladder back seating with heavy duty steel brackets. German beech, tongue & groove hardwood construction.

W-20118



W-20130



SEAT

SS: Solid European beech wood, saddle cut.
PS: 2-1/2" double-thick padded upholstered seat.

FRAME

Full joinery, factory sealed construction.
European beech wood, with tan, nail-in nylon glides.

QUICK SHIP CONFIGURATION

Seat & Frame :

S Walnut D. Mahogany Natural
 Black Vinyl

F Walnut D. Mahogany Natural



STANDARD OPTIONS

Solid wood or Upholstered Seat (see pages 94 - 105).
POS: Pullover upholstered seat.
PIB: Padded inside back.
DN: Decorative nails (on POS or PIB).
FRL: Foot rail guard in silver or brass.
Wood seating option details see page 94.

CUSTOM OPTIONS

BTO finishes available.
50 pc. Minimum order quantity.
Contact factory for more information.

DIMENSIONS AND WEIGHTS

Chair (18)	34"	18"	17"	17"	16 lb
Barstool (30)	43"	30"	17"	17"	20 lb



W-271


WOOD - WINDOW BACK

Window back seating with heavy duty steel brackets.
German beech, tongue & groove hardwood construction.

W-27118



Solid Seat



Padded
inside back.

W-27130



SEAT

SS: Solid European beech wood, saddle cut.
PS: 2-1/2" double-thick padded upholstered seat.

FRAME

Full joinery, factory sealed construction.
European beech wood, with tan, nail-in nylon glides.

QUICK SHIP CONFIGURATION



Seat & Frame :

S Walnut D. Mahogany Black Vinyl

F Walnut D. Mahogany

STANDARD OPTIONS

Solid wood or Upholstered Seat (see pages 94 - 105).
POS: Pullover upholstered seat.
PIB: Padded inside back.
DN: Decorative nails (on POS or PIB).
FRL: Foot rail guard in silver or brass.
Wood seating option details see page 94.

CUSTOM OPTIONS

BTO finishes available.
50 pc. Minimum order quantity.
Contact factory for more information.

DIMENSIONS AND WEIGHTS

Chair (18)	35"	18"	17"	17"	16 lb
Barstool (30)	44"	30"	17"	17"	20 lb



18

JustChair Manufacturing • 347.617.1317
JustChair.com • Info@JustChair.com

W-347

WOOD - FLOATING BACK

Floating slat back seating with heavy duty steel brackets.
German beech, tongue & groove hardwood construction.

W-34718



SEAT

SS: Solid European beech wood, saddle cut.
PS: 2-1/2" double-thick padded upholstered seat.

FRAME

Full joinery, factory sealed construction.
European beech wood, with tan, nail-in nylon glides.

QUICK SHIP CONFIGURATION



Seat & Frame :

S



Walnut



D. Mahogany



Cherry



Black Vinyl

F



Walnut



D. Mahogany



Cherry

STANDARD OPTIONS

Solid wood or Upholstered Seat (see pages 94 - 105).
POS: Pullover upholstered seat.
PIB: Padded inside back.
DN: Decorative nails (on POS or PIB).
FRL: Foot rail guard in silver or brass.
Wood seating option details see page 94.

CUSTOM OPTIONS

BTO finishes available.
50 pc. Minimum order quantity.
Contact factory for more information.

DIMENSIONS AND WEIGHTS



Chair (18)	34"	18"	17"	17"	16 lb
Barstool (30)	43.5"	30"	17"	17"	20 lb

W-34730
Solid Seat



W-364

WOOD - SCHOOLHOUSE

Schoolhouse style, slat back seating.
German beech, tongue & groove hardwood construction.
100% factory finish and assembly.

W-36418



W-36418
Padded Seat



W-36430



W-36430-SWL
Padded Seat



SEAT

SS: Solid European beech wood, saddle cut.

FRAME

Full joinery, factory sealed construction.
European beech wood, with tan, nail-in nylon glides.
Also available in a swivel seat version.

QUICK SHIP CONFIGURATION

Seat & Frame :



S



Walnut



D. Mahogany

F



Walnut



D. Mahogany






STANDARD OPTIONS

Solid wood or Upholstered Seat (see pages 94 - 105).
PS: 1" Padded upholstered seat.
PIB: Padded inside back.
DN: Decorative nails (on PIB).
FRL: Foot rail guard in silver or brass.
Wood seating option details see page 94.

CUSTOM OPTIONS

BTO finishes available.
50 pc. Minimum order quantity.
Contact *factory* for more information.

DIMENSIONS AND WEIGHTS

					
Chair (18)	35"	18"	18"	17"	18 lb
Barstool (30)	44"	30"	18"	17"	24 lb
BS-SWL (30)	45"	30"	18"	17"	32 lb



20

JustChair Manufacturing • 347.617.1317
JustChair.com • Info@JustChair.com

W-388

WOOD - FLARED BACK

Flared back seating with heavy duty steel brackets.
German beech wood, tongue & groove hardwood construction.

W-38818



SEAT

SS: Solid European beech wood, saddle cut.
PS: 2-1/2" double-thick padded upholstered seat.

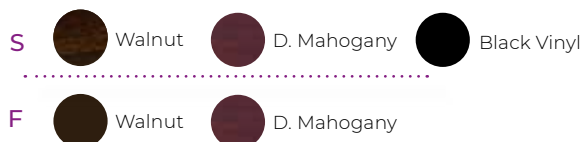
FRAME

Full joinery, factory sealed construction.
European beech wood, with tan, nail-in nylon glides.

QUICK SHIP CONFIGURATION



Seat & Frame :








STANDARD OPTIONS

Solid wood or Upholstered Seat (see pages 94 - 105).
POS: Pullover upholstered seat.
PIB: Padded inside back.
DN: Decorative nails (on POS or PIB).
FRL: Foot rail guard in silver or brass.
Wood seating option details see page 94.

CUSTOM OPTIONS

BTO finishes available.
50 pc. Minimum order quantity.
Contact factory for more information.

DIMENSIONS AND WEIGHTS

					
Chair (18)	34"	18"	17"	17"	16 lb
Barstool (30)	44"	30"	17"	17"	19 lb

W-38830



W-707

WOOD - NOTCHED BACK

Notched floating back seating with heavy duty steel brackets. German beech, tongue & groove hardwood construction.

W-70718



W-70730



Padded
Inside Back

SEAT

SS: Solid European beech wood, saddle cut.
PS: 2-1/2" double-thick padded upholstered seat.

FRAME

Full joinery, factory sealed construction.
European beech wood, with tan, nail-in nylon glides.

QUICK SHIP CONFIGURATION

Seat & Frame :








STANDARD OPTIONS

Solid wood or Upholstered Seat (see pages 94 - 105).
POS: Pullover upholstered seat.
PIB: Padded inside back.
DN: Decorative nails (on POS or PIB).
FRL: Foot rail guard in silver or brass.
Wood seating option details see page 94.

CUSTOM OPTIONS

BTO finishes available.
50 pc. Minimum order quantity.
Contact factory for more information.

DIMENSIONS AND WEIGHTS

					
Chair (18)	35"	18"	17"	17"	16 lb
Barstool (30)	44"	30"	17"	17"	19 lb



W-715

WOOD - TAPERED FLOATING BACK

Tapered floating slat back seating with heavy duty steel brackets. German beech, tongue & groove hardwood construction.

W-71518



SEAT

1-1/2" padded upholstered, curved seat.

FRAME

Full joinery, factory sealed construction.
European beech wood, with tan, nail-in nylon glides.

QUICK SHIP CONFIGURATION

Seat & Frame :



S



Black Vinyl

F



Walnut



Natural

STANDARD OPTIONS

Upholstery see pages 94 - 105.

CUSTOM OPTIONS

BTO finishes available.
50 pc. Minimum order quantity.
Contact factory for more information.

DIMENSIONS AND WEIGHTS



30"



18"



19"



18.5"



17 lb

Chair (18)



23

JustChair Manufacturing • 347.617.1317
JustChair.com • Info@JustChair.com

W-790

WOOD - TAPERED BACK

Factory glued and sealed brackets.
German beech, tongue & groove hardwood construction.

W-79018



W-79030



W-79030
w/ POB & PS

SEAT

PS: 1" Padded inset, curved upholstered seat.

FRAME

Full joinery, factory sealed construction.
European beech wood, with tan, nail-in nylon glides.

QUICK SHIP CONFIGURATION

Seat & Frame :

S



Black Vinyl

F



Walnut



Black



STANDARD OPTIONS

POS: Pullover upholstered seat.
PIB: Padded inside back.
POB: Pullover back.
DN: Decorative nails (on POS or PIB).
FRL: Foot rail guard in silver or brass. (W-79030 only).
Upholstery: See pages 96 - 105.
Wood seating option details see page 94.

CUSTOM OPTIONS

BTO finishes available.
50 pc. Minimum order quantity.
Contact factory for more information.

DIMENSIONS AND WEIGHTS



Chair (18)	34"	17.5"	17"	18.5"	16 lb
Barstool (30)	40.5"	17.5"	17"	18.5"	19 lb



W-911

WOOD - DECORATIVE LADDER BACK

Factory glued and sealed.
German beech, tongue & groove hardwood construction.

W-91118



W-91130



W-91118A



SEAT

3" thick padded upholstered box seat.


FRAME

Full joinery, factory sealed construction.
European beech wood, with tan, nail-in nylon glides.

**W-91118A Armrest 200 lb Max Capacity*

QUICK SHIP CONFIGURATION

Seat & Frame :

- S**  Black Vinyl
- F**  Walnut  D. Mahogany








STANDARD OPTIONS

PIB: Padded inside back.
FRL: Foot rail guard in silver or brass.
A: Matching wood arms.
Upholstery: See pages 96 - 105.
Wood seating option details see page 94.

CUSTOM OPTIONS

BTO finishes available.
50 pc. Minimum order quantity.
Contact factory for more information.

DIMENSIONS AND WEIGHTS

					
Side (18)	33.5"	19"	18"	18"	18 lb
Arm (18A)	33.5"	19"	21.5"	18"	20 lb
Barstool (30)	43.5"	30"	18"	18"	24 lb



W-921

WOOD - FLOATING BACK

Floating solid wood back with upholstered padded seat, on German beech wood frame.

W-92118
WOOD-BLK



SEAT & BACK

1" Padded upholstered seat.

FRAME

Full joinery, factory sealed construction.
German beech wood, with non marring nylon glides.

QUICK SHIP CONFIGURATION

Seat, Frame & Back :



S ● Black Vinyl

F ● Black Wood Frame

B ● Natural

STANDARD OPTIONS

Upholstery: See pages 96 - 105.
Wood seating option details see page 94.

CUSTOM OPTIONS

BTO finishes available.
50 pc. Minimum order quantity.
Contact factory for more information.

DIMENSIONS AND WEIGHTS

Chair (18) 31.75" 18" 18.5" 18.5" 19 lb



26

JustChair Manufacturing • 347.617.1317
JustChair.com • Info@JustChair.com

W-BSX

WOOD - BACKLESS ROUND BARSTOOLS

Factory glued and sealed.
German beech, tongue & groove hardwood construction.

W-23230X



W-23230X
w/ POS

W-23330X



SEAT

232: Solid European beech wood.
233: 3" Padded upholstered box seat.

FRAME

Full joinery, factory sealed construction.
European beech wood, with tan, nail-in nylon glides.

QUICK SHIP CONFIGURATION



Seat & Frame :

S	Walnut (232 Only)	D. Mahogany	Black Vinyl (233 ONLY)
F	Walnut (232 Only)	D. Mahogany	

STANDARD OPTIONS

W232: POS: Pullover Seat.
W233: POS: Pullover Seat.
Upholstery: See pages 96 - 105.
Wood seating option details see page 94.

CUSTOM OPTIONS

BTO finishes available.
50 pc. Minimum order quantity.
Contact factory for more information.

DIMENSIONS AND WEIGHTS

W232 (30)	30"	15"	15"	20 lb
W233 (30)	29.5"	17"	17"	22 lb



W-BSX

WOOD - BACKLESS SQUARE BARSTOOL

Factory glued and sealed.
German beech, tongue & groove hardwood construction.

W-23430X
Padded Seat



W-23430X
POS w/
Large DN
Silver



SEAT

2" thick padded upholstered seat.

FRAME

Full joinery, factory sealed construction.
European beech wood, tan, nail-in nylon glides.

QUICK SHIP CONFIGURATION

Seat & Frame :

S



Black Vinyl

F



Walnut



Black



STANDARD OPTIONS

POS: Pullover Seat.

DN: Decorative Nails, Regular or Large (on POS only).

FRL: Foot rail guard (set of two) in silver or brass.

Upholstery: See pages 96 - 105.

CUSTOM OPTIONS

BTO finishes available.

50 pc. Minimum order quantity.

Contact factory for more information.

DIMENSIONS AND WEIGHTS



W234 (30)

29.5

15.5"

15.5"

15 lb



Antique Gold DN



28

JustChair Manufacturing • 347.617.1317
JustChair.com • Info@JustChair.com

UPHOLSTERED SEATING.



03.

W-301

UPHOLSTERED - FLARED INSET BACK

Upholstered inset back with padded seat, with heavy duty steel brackets. German beech, tongue & groove hardwood construction.

W-30118



W-30118
Solid Seat

W-30130



W-30130
QS Configuration

SEAT

PS: 2-1/2" double-thick padded upholstered seat.

FRAME

Full joinery, factory sealed construction.
European beech wood, with tan, nail-in nylon glides.

QUICK SHIP CONFIGURATION

Seat/Back & Frame :

S/B



Black Vinyl

F



Walnut



D. Mahogany



STANDARD OPTIONS

Solid wood or Upholstered Seat (see pages 94 - 105).

PS: Padded Seat

FRL: Foot rail guard in silver or brass.

Wood seating option details see page 94.






CUSTOM OPTIONS

BTO finishes available.

50 pc. Minimum order quantity.

Contact factory for more information.

DIMENSIONS AND WEIGHTS

					
Chair (18)	35"	18"	17"	17"	17 lb
Barstool (30)	45"	30"	17"	17"	19 lb



30

JustChair Manufacturing • 347.617.1317
JustChair.com • Info@JustChair.com

W-313

UPHOLSTERED FLARED PULLOVER BACK

Upholstered pullover back with pullover seat, with heavy duty steel brackets. German beech, tongue & groove hardwood construction.

W-31318



SEAT

Pullover seat, standard with decorative nails.





FRAME

Full joinery, factory sealed construction.
European beech wood, with tan, nail-in nylon glides.

STANDARD CONFIGURATION

Seat/Back & Frame :

S/B See pages 96 - 105 for vinyl options






F  Walnut  D. Mahogany
 Cherry  Natural (clear)

POB: Pullover Back (Requires Decorative nails).
POS: Pullover Seat (Requires Decorative nails).
FRL: Foot rail guard in silver or brass.
Upholstery: See pages 96 - 105.
Wood seating option details see page 94.

CUSTOM OPTIONS

BTO finishes available.
50 pc. Minimum order quantity.
Contact factory for more information.

DIMENSIONS AND WEIGHTS

					
Chair (18)	34"	18"	17"	17"	16 lb
Barstool (30)	43.5"	30"	17"	17"	19 lb

W-31330



31

JustChair Manufacturing • 347.617.1317
JustChair.com • Info@JustChair.com

WL-511

UPHOLSTERED - WOOD LOOK, PARSON'S BACK

Upholstered metal frame, wood-look faux finish with pull-over upholstered seat. Heavy-duty 18 gauge steel frame.

WL-51118



WL-51130



WL-511

Dual Tone Available



SEAT & BACK

Padded, upholstered back & web seat.

FRAME

Welded steel with faux wood-look metal finish, with black insert-style nylon glides.

QUICK SHIP CONFIGURATION

Seat/Back & Frame :

S/B



Black Vinyl

F



Walnut Wood-look



STANDARD OPTIONS

FRL: Foot rail guard in silver or brass.

Upholstery: See pages 96 - 105.

Wood seating option details see page 94.

CUSTOM OPTIONS






BTO finishes available.

50 pc. Minimum order quantity.

Upholstery: See pages 96 - 105.

Contact factory for more information.

DIMENSIONS AND WEIGHTS

					
Chair (18)	40"	18"	18"	18.5"	17 lb
Barstool (30)	44"	30"	17"	18"	19 lb



32

JustChair Manufacturing • 347.617.1317
JustChair.com • Info@JustChair.com

W-555

UPHOLSTERED - SQUARE INSET BACK

Upholstered square padded inset back with upholstered seat, with heavy duty steel brackets. German beech, tongue & groove hardwood construction.

W-55518



W-55518A



W-55530



SEAT & BACK

Padded, upholstered inset seat.

FRAME

Full joinery, factory sealed construction.
European beech wood, with tan, nail-in nylon glides.

QUICK SHIP CONFIGURATION

Seat/Back & Frame :

S/B



Black Vinyl

F



Walnut








STANDARD OPTIONS

FRL: Foot rail guard in silver or brass.
Upholstery: See pages 96 - 105.
Wood seating option details see page 94.

CUSTOM OPTIONS

BTO finishes available.
50 pc. Minimum order quantity.
Contact factory for more information.

DIMENSIONS AND WEIGHTS

					
Chair (18)	33.5"	18"	19"	21"	20 lb
Barstool (30)	40.5"	30"	19"	17"	24 lb



W-589

WOOD - FLARED BACK

Flared back seating with heavy duty steel brackets.
German beech, tongue & groove hardwood construction.

W-58918



SEAT & BACK

Seat: Webbed, padded and upholstered pullover. Back: Rollover with button and stitched tuft.

FRAME

Full joinery, factory sealed construction.
European beech wood, with tan, nail-in nylon glides.

QUICK SHIP CONFIGURATION

Seat/Back & Frame :

S/B  Black Vinyl

F  Walnut



STANDARD OPTIONS

FRL: Foot rail guard in silver or brass.
Upholstery: See pages 96 - 105.
Wood seating option details see page 94.

CUSTOM OPTIONS

BTO finishes available.
50 pc. Minimum order quantity.
Contact factory for more information.

DIMENSIONS AND WEIGHTS



Chair (18)	34"	18"	18.5"	17"	18 lb
Barstool (30)	44"	30"	17"	17"	20 lb

W-58930



M-319

METAL - SADDLE BACK

Saddle back seating with heavy duty steel brackets.
Upholstered seat and back on metal frame.

M-31918



SEAT & BACK

Floating padded upholstered saddle back with welt cord.
PS: 2-1/2" double-thick padded upholstered seat.

FRAME

Textured black (TB16), powder coated, welded steel frame with rust prevention treatment, with black insert-style nylon glides.

QUICK SHIP CONFIGURATION



Seat/Back & Frame :

S/B



Black Vinyl

F



Black(TB16)






STANDARD OPTIONS

Upholstery: See pages 96 - 105.

CUSTOM OPTIONS

BTO finishes available.
50 pc. Minimum order quantity.
Contact factory for more information.

DIMENSIONS AND WEIGHTS

					
Chair (18)	34"	18"	18.5"	17"	18 lb
Barstool (30)	44"	30"	17"	17"	20 lb



35

JustChair Manufacturing • 347.617.1317
JustChair.com • Info@JustChair.com

LA-WAL

UPHOLSTERED - WOOD LOUNGE SEATING

Fully upholstered wood frame lounge seating,
German beech tongue & groove hardwood construction.

LA-588



LA-588
QS Configuration

LA-554



SEAT & BACK

Fully upholstered padded seat and back.

FRAME

Full joinery, factory sealed construction.
European beech wood, with tan, nail-in nylon glides.

QUICK SHIP CONFIGURATION

Seat/Back & Frame :

S/B



Black Vinyl

F








Walnut



CUSTOM OPTIONS

BTO finishes available.
25 pc. Minimum order quantity.
Upholstery: See pages 96 - 105.
Contact factory for more information.

DIMENSIONS AND WEIGHTS

					
LA588 (18)	32"	19"	22.5"	22.5"	30 lb
LA554 (18)	30.5"	19.5"	34.5"	32"	30 lb



UPHOLSTERED - WOOD LOUNGE SEATING

Fully upholstered wood frame lounge seating,
German beech tongue & groove hardwood construction.

LA-587



LA-587

QS Configuration



SEAT & BACK

Fully upholstered padded seat and back.

FRAME

Full joinery, factory sealed construction.
European beech wood, with tan, nail-in nylon glides.

QUICK SHIP CONFIGURATION

Seat/Back & Frame :

S/B



Black Vinyl

F



Walnut



CUSTOM OPTIONS

BTO finishes available.
25 pc. Minimum order quantity.
Upholstery: See pages 96 - 105.
Contact factory for more information.

DIMENSIONS AND WEIGHTS



LA587 (18) 30.5" 19.5" 34.5" 32" 30 lb

LA-556

UPHOLSTERED - METAL LOUNGE SEATING

Fully upholstered welded steel frame lounge seating.

LA-556



SEAT & BACK

Fully upholstered padded seat and back.

FRAME

Welded steel frame with wood fillers.

CASTERS

Removable Black, 300 lb test, 5 per unit.
Optional legs available.

CUSTOM OPTIONS

Factory Built-to-order only.
25 pc. Minimum order quantity.
Contact factory for more information.

DIMENSIONS AND WEIGHTS

					
LA556 (18)	32"	19"	24"	24"	50 lb



METAL SEATING.



04.

A-220

ALUMINUM - CLASSIC SLAT BACK

Slat back seating in brushed aluminum.
Upholstered seat options.

A-22018



A-220
padded seat

A-22030



SEAT & FRAME

Welded aluminum construction.
Includes rubber under-edge protectors, with premium vinyl covered nickel, insert style swivel glides.

SEAT OPTIONS

1" thick padded upholstered seat.

QUICK SHIP CONFIGURATION

Seat & Frame :

- S  Aluminum
- F  Aluminum








STANDARD OPTIONS

Upholstery: See pages 96 - 105.

CUSTOM OPTIONS

BTO finishes and back styles available.
50 pc. Minimum order quantity..
Contact factory for more information.

DIMENSIONS AND WEIGHTS

					
Chair (18)	33"	18"	15.5"	15"	7 lb
Barstool (30)	42.5"	30"	15.5"	15"	13 lb



40

JustChair Manufacturing • 347.617.1317
JustChair.com • Info@JustChair.com

M-201

METAL - BLACK LADDER BACK

Welded ladder back seating in black powder coat.
Wood and upholstered seat choices.

M-20118
Black
w/ Solid Seat



M-20130
Black
w/ Padded Seat



M-20130
Black Swivel
w/ Veneer Seat



SEAT

PS: 2-1/2" double-thick padded upholstered.
SS: Solid European beech wood.
VS: Veneer beech wood.

FRAME

Textured black (TB16), powder coated, welded steel frame with rust prevention treatment, with black insert-style nylon glides.

QUICK SHIP CONFIGURATION



Seat & Frame : *available in veneer or solid seat

S



Black Vinyl



Mocha Vinyl



A Beauty Vinyl



Reg. Blue Vinyl



Black*



Walnut*



Cherry*



Natural (clear)*



D. Mahogany*

F



Textured
black (TB16)

STANDARD OPTIONS

Solid wood or Upholstered Seat (see pages 94 - 105).

CUSTOM OPTIONS

BTO finishes available.
50 pc. Minimum order quantity.
Contact factory for more information.

DIMENSIONS AND WEIGHTS

Chair (18)	32"	18"	16.5	17"	18 lb
Barstool (30)	42"	30"	16.5"	17"	22 lb
Swivel (30)	42"	30"	16.5"	17"	22 lb



41

JustChair Manufacturing • 347.617.1317
JustChair.com • Info@JustChair.com

M-201

METAL - COLOR LADDER BACK

Welded ladder back seating in clear or silver/chrome powder coat. Wood and upholstered seat choices.

M-20118
Clear Coat
w/ Padded Seat



M-20130
Clear Coat
w/ Veneer Seat



M-20118
Silver/Chrome
w/ Padded seat



SEAT

PS: 2-1/2" double-thick padded upholstered.
SS: Solid European beech wood.
VS: Veneer beech wood.

FRAME

Powder coated, welded steel frame.
CC: Clear-coat, industrial smoke and brass.
SIL: Silver/chrome with rust prevention.
CC: Clear insert-style nylon glides.
SIL: White insert-style nylon glides.

***JCM recommends boot glides for rust protection.**

QUICK SHIP CONFIGURATION



Seat & Frame : *available in veneer or solid seat

S



Black Vinyl



Mocha Vinyl



A Beauty Vinyl



Reg. Blue Vinyl



Black*



Walnut*



Cherry*



Natural (clear)*



D. Mahogany*

F



Silver/Chrome



Clear Coat

STANDARD OPTIONS

Solid wood or Upholstered Seat (see pages 94 - 105).

CUSTOM OPTIONS

BTO finishes available.
50 pc. Minimum order quantity.
Contact factory for more information.

DIMENSIONS AND WEIGHTS



Chair (18)
Barstool (30)

32"
42"

18"
30"

16.5"
16.5"

17"
17"

18 lb
22 lb



42

JustChair Manufacturing • 347.617.1317
JustChair.com • Info@JustChair.com

WL-201

METAL - WOOD LOOK LADDER BACK

Welded ladder back seating in faux wood-look powder coat. Solid wood, veneer and upholstered seat choices.

WL-20118
w/ Padded seat



WL-20130
w/ Solid seat

SEAT

PS: 2-1/2" double-thick padded upholstered.
SS: Solid European beech wood.
VS: Veneer beech wood.

FRAME

Hand grained wood-look paint over powder coated frame. Sealed with clear powder coat, with black insert-style nylon glides.

QUICK SHIP CONFIGURATION

Seat & Frame : *available in veneer or solid seat



S



Black Vinyl



Mocha Vinyl



A Beauty Vinyl



Reg. Blue Vinyl



Black*



Walnut*



Cherry*



Natural (clear)*



D. Mahogany*

F



Walnut wood-look

STANDARD OPTIONS

Solid wood or Upholstered Seat (see pages 94 - 105).

CUSTOM OPTIONS

BTO finishes available.
50 pc. Minimum order quantity.
Contact factory for more information.

DIMENSIONS AND WEIGHTS



Chair (18)	34.5"	18"	17.5"	17"	18 lb
Barstool (30)	42"	30"	17.5"	17"	22 lb



43

JustChair Manufacturing • 347.617.1317
JustChair.com • Info@JustChair.com

M-271

METAL - BLACK WINDOW BACK

Welded window back seating in black powder coat. Wood and upholstered seat choices.

M-27118
w/ Padded seat



M-27130
w/ Solid seat



SEAT

PS: 2-1/2" double-thick padded upholstered.
SS: Solid European beech wood.
VS: Veneer beech wood.

FRAME

Textured black (TB16), powder coated, welded steel frame with rust prevention treatment, with black insert-style nylon glides.

QUICK SHIP CONFIGURATION

Seat & Frame : *available in veneer or solid seat



- S**
- Black Vinyl
 - Mocha Vinyl
 - A Beauty Vinyl
 - Reg. Blue Vinyl
 - Black*
 - Walnut*
 - Cherry*
 - Natural (clear)*
 - D. Mahogany*
-
- F**
- Black (TB16)






STANDARD OPTIONS

Solid wood or Upholstered Seat (see pages 94 - 105).

CUSTOM OPTIONS

BTO finishes available.
50 pc. Minimum order quantity.
Contact factory for more information.

DIMENSIONS AND WEIGHTS

					
Chair (18)	35"	18"	17.5"	18"	18 lb
Barstool (30)	44"	30"	17.5"	18"	20 lb



WL-381

METAL - WOOD LOOK SLAT BACK

Flared slat back seating in faux wood-look powder coat.
Solid wood, veneer and upholstered seat choices.

WL-38118
w/ Solid seat



WL-38130
w/ Padded seat



SEAT

PS: 2-1/2" double-thick padded upholstered.
SS: Solid European beech wood.
VS: Veneer beech wood.

FRAME

Hand grained wood-look paint over powder coated frame.
Sealed with clear powder coat, with black insert-style
nylon glides.

QUICK SHIP CONFIGURATION



Seat & Frame : *available in veneer or solid seat

S	Black Vinyl	Mocha Vinyl	A Beauty Vinyl
	Reg. Blue Vinyl	Black*	Walnut*
	Cherry*	Natural (clear)*	D. Mahogany*
F	Walnut wood-look		

STANDARD OPTIONS

Solid wood or Upholstered Seat (see pages 94 - 105).

CUSTOM OPTIONS

BTO finishes available.
50 pc. Minimum order quantity.
Contact factory for more information.

DIMENSIONS AND WEIGHTS

Chair (18)	34"	18"	16.5"	17"	18 lb
Barstool (30)	44"	30"	16.5"	17"	22 lb



45

JustChair Manufacturing • 347.617.1317
JustChair.com • Info@JustChair.com

G-425/6

METAL - GALVANIZED TOLIX STACKABLE SEATING

Galvanized steel, stackable chair. Solid wood and upholstered seat choices. **For indoor or outdoor use.**

G-42518
Stackable



G-42630
Padded Seat



G-42518A
Wood Seat
Stackable



SEAT, BACK & FRAME

Galvanized steel, welded construction with stacking bumpers and black insert-style rubberized plastic glides.

SEAT OPTIONS

PS: 1" padded upholstered.
Stackable Wood seat.

QUICK SHIP CONFIGURATION

Seat & Frame :

- S**  Walnut  Natural (clear)
-  Black Vinyl
-
- F**  Galvanized Steel








STANDARD OPTIONS


Solid wood or Upholstered Seat (see pages 94 - 105).

CUSTOM OPTIONS

BTO finishes available.
50 pc. Minimum order quantity.
Local customization available, no Minimum.
Contact factory for more information.

DIMENSIONS AND WEIGHTS

					
Chair (18)	34"	18"	14"	14"	12 lb
Barstool (30)	46"	30"	14"	14"	14 lb
Arm (18)	31"	18"	20"	21.5"	14 lb



Stacking bumpers to protect seat finish.



46

JustChair Manufacturing • 347.617.1317
JustChair.com • Info@JustChair.com

G-425-X

METAL - BACKLESS GALVANIZED TOLIX STACKABLE SEATING

Galvanized steel, stackable, backless stools. Solid wood and upholstered seat choices. **For indoor or outdoor use.**

G-42518X
Stackable
Wood Seat



G-42518X
Padded Seat



G-42530X



SEAT & FRAME

Galvanized steel, welded construction with stacking bumpers, with black insert-style plastic/rubber glides.

SEAT OPTIONS

PS: 1" padded upholstered (indoor).
Stackable Wood Seat.

QUICK SHIP CONFIGURATION

Seat & Frame :



- S**  Walnut  Natural (clear)  Black Vinyl
- F**  Galvanized Steel






STANDARD OPTIONS

Solid wood or Upholstered Seat (see pages 94 - 105).

CUSTOM OPTIONS

BTO finishes available.
50 pc. Minimum order quantity.
Local customization available, no Minimum.
Contact factory for more information.

DIMENSIONS AND WEIGHTS

					
Stool (18)	-	18"	12"	12"	7 lb
Barstool (30)	-	30.5"	12"	12"	11 lb



Stacking bumpers to protect seat finish.



47

JustChair Manufacturing • 347.617.1317
JustChair.com • Info@JustChair.com

SM-425

METAL - STEEL TOLIX STACKABLE SEATING

Powder coated steel tollox style stackable chairs in clear-coat and colors. For indoor use only. Solid wood and upholstered seat choices.

SM-42518
Stackable
Wood Seat



SM-42630



SEAT & FRAME

Powder coated steel, welded construction with stacking bumpers, with black insert-style, plastic/rubber glides.

SEAT OPTIONS

PS: 1" padded upholstered.
Stackable Wood Seat

QUICK SHIP CONFIGURATION

Seat & Frame :








STANDARD OPTIONS


Solid wood or Upholstered Seat (see pages 94 - 105).

CUSTOM OPTIONS

BTO finishes available.
50 pc. Minimum order quantity.
Local customization available, no Minimum
Contact factory for more information.

DIMENSIONS AND WEIGHTS

					
Chair (18)	34"	18"	14"	14"	12 lb
Barstool (30)	46"	30"	14"	14"	14 lb



Stacking bumpers to protect seat finish.



48

JustChair Manufacturing • 347.617.1317
JustChair.com • Info@JustChair.com

SM-425

METAL - STEEL TOLIX STACKABLE SEATING

Powder coated steel tolux style stackable chairs in clear-coat and colors. For indoor use only (excluding red & black powder coat). Solid wood and upholstered seat choices.

S-42518
Yellow (indoor only)
Stackable



SM-42518
Red
Indoor/ Outdoor
Stackable



SM-42518
Black
Indoor/ Outdoor
Stackable



SEAT & FRAME

Powder coated steel, welded construction with stacking bumpers, with black insert-style, plastic/rubber glides.

Red and Black available indoor and outdoor.

SEAT OPTIONS

PS: 1" padded upholstered.
Stackable Wood Seat

QUICK SHIP CONFIGURATION



Seat & Frame :

S	Walnut	Natural (clear)	Black Vinyl
F	Red	Yellow	Black

STANDARD OPTIONS


Solid wood or Upholstered Seat (see pages 94 - 105).

CUSTOM OPTIONS

BTO finishes available.
50 pc. Minimum order quantity.
Local customization available, no Minimum
Contact factory for more information.

DIMENSIONS AND WEIGHTS

Chair (18)	34"	18"	14"	14"	12 lb
Barstool (30)	46"	30"	14"	14"	14 lb



Stacking bumpers to protect seat finish.



M-633

METAL - WOOD INSERT

Cut wood insert veneer backs on a powder coated metal frame. Solid wood, veneer and upholstered seat choices.

M-63318
01 Back
w/ Padded seat



M-63330
04 Back
w/ Padded seat



SEAT

PS: 2-1/2" double-thick padded upholstered.
SS: Solid European beech wood.
VS: Veneer beech wood.

BACK

01 Style: Small circle with three lines cut.
04 Style: Large hole cut.

FRAME

Textured black (TB16), powder coated, welded steel frame with rust prevention treatment, with black insert-style nylon glides.

QUICK SHIP CONFIGURATION



Seat & Frame : *available in veneer or solid seat

S	Black Vinyl	Mocha Vinyl	A Beauty Vinyl
	Reg. Blue Vinyl	Black*	Walnut*
	Cherry*	Natural (clear)*	D. Mahogany*
F	Black (TB16)		

STANDARD OPTIONS

Solid wood or Upholstered Seat (see pages 94 - 105).

CUSTOM OPTIONS

BTO finishes and back styles available.
50 pc. Minimum order quantity.
Contact factory for more information.

DIMENSIONS AND WEIGHTS

Chair (18)	32"	18"	17.5"	17"	18 lb
Barstool (30)	42"	30"	17.5"	17"	22 lb



50

JustChair Manufacturing • 347.617.1317
JustChair.com • Info@JustChair.com

C-640

CHROME - RETRO UPHOLSTERED CHAIRS

Welded chrome retro seating.



C-64018
Padded Seat
Retro V-Back



C-64018
Box Seat

SEAT

PS: 2-1/2" double-thick padded upholstered.
BXS: 3" padded box seat with welt cord.

BACK

Double sided padded back with welt cord.

FRAME

Welded chrome tubing, with premium nickel, insert-style swivel glides.

QUICK SHIP CONFIGURATION

Seat & Back :



Black Vinyl

Frame Color:



Chrome



STANDARD OPTIONS

Upholstery: See pages 96 - 105.

CUSTOM OPTIONS

BTO finishes available.
50 pc. Minimum order quantity.
Local customization available, no Minimum.
Contact factory for more information.

DIMENSIONS AND WEIGHTS

					
Chair (18)	34"	18"	14"	15"	14 lb



51

JustChair Manufacturing • 347.617.1317
JustChair.com • Info@JustChair.com

M-668

METAL - RUSTIC OAK SCHOOLHOUSE

Black welded steel seating with solid oak rustic cut seat and back.

M-66818
Honey Oak



M-66830
Walnut
Square tubing



M-66830X
Walnut
Round tubing



SEAT & BACK



Solid oak.

FRAME

Textured black (TB16), powder coated, welded steel frame with rust prevention treatment, with black insert-style nylon glides.

QUICK SHIP CONFIGURATION

Seat, Back & Frame :

S/B  Walnut  Honey Oak

F  Black (TB16)








STANDARD OPTIONS

PS: 2-1/2" double-thick padded upholstered.
Solid wood or Upholstered Seat (see pages 94 - 105).

CUSTOM OPTIONS

BTO finishes and back styles available.
50 pc. Minimum order quantity.
Local customization available, no Minimum.
Contact factory for more information.

DIMENSIONS AND WEIGHTS

					
Chair (18)	34.5"	18"	16"	17"	19 lb
Barstool (30)	44"	30"	16"	17"	23 lb
Barstool(30X)	N/A	30"	15.5"	15.5"	12 lb



52

JustChair Manufacturing • 347.617.1317
JustChair.com • Info@JustChair.com

M-679

METAL -WOOD & VINYL MIXED

Wood and metal seating with upholstered/wood seat. Smooth cut floating back, round foot ring, with hardened steel powder coated connectors and exposed screws.

M-67918
w/ Padded seat



M-67930
w/ Solid seat

SEAT & BACK

SS: Solid European beech wood.
PS: 2-1/2" double-thick padded upholstered.
Floating curved beech backrest.

FRAME

Textured black (TB16), powder coated hardened steel with round footring and exposed screws, with black insert-style nylon glides.

QUICK SHIP CONFIGURATION

Seat ,Back & Frame :

S/B  Natural

F  Black (TB16)








STANDARD OPTIONS

Solid wood or Upholstered Seat (see pages 94 - 105).

CUSTOM OPTIONS

BTO finishes and back styles available.
50 pc. Minimum order quantity.
Local customization available, no Minimum.
Contact factory for more information.

DIMENSIONS AND WEIGHTS

					
Chair (18)	33.5"	18"	16"	17"	19 lb
Barstool (30)	44"	30"	16"	17"	24 lb



53

JustChair Manufacturing • 347.617.1317
JustChair.com • Info@JustChair.com

C-420/421

PADDED BLACK SWIVEL BARSTOOLS

Traditional black, upholstered swivel barstools on bolted and welded steel tubular frames.

C-42030



C-42030X



C-42130

Waterfall
welt cord



Jumbo 20"
wide version
available

SEAT

C42030: Padded vinyl box seat.

C42130: Wide padded vinyl seat with waterfall welt cord.

BACK

C42030/ C42130

Double sided padded back with welt cord.

FRAME.

Welded steel tube frame, with premium nickel, insert-style swivel glides.

QUICK SHIP CONFIGURATIONS



Seat & Frame :

S



Black Vinyl

F



Chrome
(C-42030/X only)



Black Gloss
(C-421 only)

STANDARD OPTIONS

Upholstery: See pages 96 - 105.

CUSTOM OPTIONS

BTO finishes available.

50 pc. Minimum order quantity.

Local customization available, no Minimum.

Contact factory for more information.

DIMENSIONS AND WEIGHTS

C420 (30X)	N/A	30"	14"	14"	15 lb
C420 (30)	41"	29.5"	17"	19.5"	20 lb
C421 (30)	42.5"	31.5"	17.5"	16"	25 lb
C421 (30J)	42.5"	31.5"	20"	17"	28 lb



M-423

MUSHROOM SWIVEL

Bolt down, steel, 360° swivel stool with padded, upholstered, backless platform seat.

M-42318



Steel Bolt
Down Base



M-42330



Black Textured
Powder Coat



SEAT

6" Thick, double padded upholstered mushroom seat.

FRAME

Black, textured powder coated, bolt down steel frame with 16 gauge steel column on steel swivel bracket.


STANDARD OPTIONS

Upholstery: See pages 96 - 105.

CUSTOM OPTIONS

BTO finishes and back styles available.
50 pc. Minimum order quantity.
Local customization available, no Minimum.
Contact factory for more information.

DIMENSIONS AND WEIGHTS

				
Stool (18)	18"	16"	16"	18 lb
Barstool (30)	30"	16"	16"	23 lb

MIX AND MATCH

C-420/421/M-423 seats and frames are interchangeable.
Combine any seat with any frame to find the perfect style.



55

JustChair Manufacturing • 347.617.1317
JustChair.com • Info@JustChair.com

M-684

METAL - SOUTHWESTERN

Southwestern style with slat back on powder coated, 18 guage steel frame with padded seat.

M-68418



Stackable Banquet model available.
Contact factory for information.

M-68430



SEAT

PS: 2-1/2" double-thick padded upholstered.

FRAME

Black, powder coated, welded steel frame, with black nylon guides.

STANDARD CONFIGURATION

Seat & Frame :

S  Black Vinyl

F  Black (TB16)




STANDARD OPTIONS

Upholstery: See pages 96 - 105.
Inside back crossbar available,
with or without horeshoe accent.

CUSTOM OPTIONS

BTO finishes and back styles available.
50 pc. Minimum order quantity.
Local customization available, no Minimum.
Contact factory for more information.

DIMENSIONS AND WEIGHTS

					
Chair (18)	36.75"	18"	17"	18"	92 - 107 lb
Barstool (30)	45"	30"	17"	18"	92 - 107 lb



56

JustChair Manufacturing • 347.617.1317
JustChair.com • Info@JustChair.com

STACKABLE BANQUET SEATING.

05.



A-80/1

A-80118
Gold



A-81118
Dark Gold Ribbed



A-81218
Dark Gold



ALUMINUM BANQUET CHAIRS

Light-weight strength in four traditional styles. Commercial-grade, welded with side and rear stretchers.

SEAT

2-1/2" padded, upholstered rounded box style.

BACK


Dual padded, upholstered with hidden fasteners.

FRAME

Welded, 14 gauge, aluminum construction, with black insert-style nylon glides.

ALUMINUM EXTRUSION

A801, A811: Smooth, Channel or Ribbed.
A812: Smooth only.



Smooth



Ribbed








Channel

BUILT TO ORDER OPTIONS

12 week lead time, 100 Minimum quantity.
Fully customizable color and style options.
Contact factory for more information.

DIMENSIONS AND WEIGHTS

					
A80118	36"	18"	16"	16"	13 lb
A81118	37"	18"	16"	16"	14 lb
A81218	37"	18"	16"	16"	14 lb



A-82

ALUMINUM - ELEGANCE BANQUET CHAIRS

Light-weight strength with *flexible backs* and hidden frames, in three modern styles.

A-82118
Gold



A-82218
Dark Gold



A-82318
Dark gold



Flex Back

SEAT

3" padded, upholstered top-stitch box style.

BACK

Dual padded, floating flex-frame, upholstered with hidden fasteners.

FRAME

Welded, 14 gauge aluminum construction, with black insert-style nickel glides.

BUILT TO ORDER OPTIONS

12 week lead time, 100 Minimum quantity.
Fully customizable color and style options.
Contact factory for more information.

DIMENSIONS AND WEIGHTS

A82118	36"	18"	16"	16"	14 lb
A82218	36"	18"	16"	16"	14 lb
A82318	36"	18"	16"	16"	13 lb



M-80/1

METAL - BANQUET CHAIRS

Economical steel in three traditional rounded styles.
Commercial-grade, welded with side and rear stretchers.

M-80118
Copper Vein



M-81318
Silver Vein



M-88818
Dark Gold



SEAT

2-1/2" padded, upholstered rounded box style.

BACK

Dual padded, upholstered with hidden fasteners.






FRAME

Welded 16 gauge, steel construction, with black insert-style nylon glides.

BUILT TO ORDER OPTIONS

12 week lead time, 100 Minimum quantity.
Fully customizable color and style options.
Contact factory for more information.

DIMENSIONS AND WEIGHTS

					
M80118	35.5"	18"	16"	16"	17 lb
M81318	36"	18"	16"	16"	17 lb
M88818	34"	18"	15"	16"	17 lb



M-8-QS

M-81518

Textured
Black



M-81118

BG10



METAL - QUICKSHIP BANQUET CHAIRS

Stocked and stackable, for fast shipment.
Local customization available. Also factory BTO available.

SEAT

M815: 3" padded, upholstered box style.
M811: 2-1/2" padded, upholstered rounded box.

BACK

M815: Dual padded, with hidden fasteners.
M811: Dual padded, with hidden fasteners.

FRAME

Welded, 16 gauge steel construction, with black insert-style nylon glides.

QUICKSHIP CONFIGURATIONS






M815: Black (TB16) finish, Black Vinyl.
M811: Black (BG10) finish, Burgundy Vinyl.



BUILT TO ORDER OPTIONS

12 week lead time, 100 Minimum quantity.
Fully customizable color and style options.
Contact factory for more information.

DIMENSIONS AND WEIGHTS

					
M81118	37"	18"	16"	16"	13 lb
M81518	36"	18"	17.5"	18"	20 lb



OPTIONS

BANQUET - SEATING OPTIONS

Options below are standard on banquet seating.

Gangers




GB5



GB4)



GB3



GB2

Premium Glides



Arms




Hand holds



Solid (-S)



Aline (-A)



Eclipse (-E)

Seat Back



Downward Arc



Straight



Upward Arc

FRAME COLORS

Standard: RAL or JCM Non-metallic. (pp 95)
Premium: COM, or Grade 1, 2 or 3 and up.

UPHOLSTERY

Standard: Dillon vinyls & fabrics (pp 96 - 105)
Premium: COM, or Grade 1, 2 or 3 and up.

HAND HOLD

Exceptions: A821, A822, A823, M861.
All others: Eclipse, Solid (none), A-line.

SEAT BACK BOTTOM

Exceptions: A821, A822, A823, M861.
All others: Straight, Downward and Upward Arc.

UPGRADES

Glides: Premium nickel swivel glides.
Arms: Add arm rests to any exposed frame style.
Seat: Add welt or waterfall stitch.

GANGERS

Choose from 4 styles.
Some styles limited to specific model numbers

LOCAL CUSTOMIZATION

Items marked for local customization are
refinished or reupholstered in the US with
shorter lead times and smaller MOQs than
factory customized products.

Cost vary depending on quantity and style.
Quoted on a project-by-project basis.
Contact factory for more information.



TABLE TOPS & BASES.

06.



TTDC

DESIGNCHOICE™ THERMO-FORMED TOPS

Seamless 3D laminated tops on a thick core, sealed with a black backer. Extremely durable. The beauty and feel of wood with the strength of laminate.

TTDC
Shiplap



TTDC
Silver birch

TTDC18
2430-CCW



TTDC18
2430-MTM



STANDARD SIZES

Most available in QuickShip colors, 1-1/8" thick.

24" x 30"	23 lb	24" R	16 lb
24" x 42"	36 lb	30" R	48 lb
30" x 45"	45 lb	36" R	36 lb
30" x 48"	45 lb	48" R	65 lb
30" x 60"	59 lb		
30" x 72"	68 lb	Booth Cut	
36" x 72"	81 lb	42" x 42"	59 lb
30" x 30"	32 lb	Drop Leaf	
36" x 36"	41 lb	36" to 51" R	81 lb
42" x 42"	59 lb	42" to 60" R	113 lb

TEXTURES

Available in multiple textures: (R) Rustic, (G) Grain, (P) Partial Grain, (M) Matte, (T) Textured, (S) Satin.

MOISTURE RESISTENT OPTION (MR)

Available with an outdoor MDF core, and double wrapped for use on covered patios.

CUSTOM OPTIONS

Umbrella holes.
1.5" thick table top.
BTO finishes and sizes available.
50 pc. Minimum order quantity.
Contact factory for more information.




DESIGNCHOICE™ THERMO-FORMED TOPS

Seamless 3D laminated tops on a thick core, sealed with a black backer. Extremely durable. The beauty and feel of wood with the strength of laminate.



GRADE 1 QUICKSHIP COLORS

1-2 week lead time. Rustic 3-D textures.



Shiplap
169-R



Porch Swing
170-R




Silver Birch
171-R

GRADE 2 STONE COLLECTION

Grade 2 textures. May increase lead times, contact manufacturer.



Calcutta
Warm
CCW-M



Concrete
Urban Gray
CUG-S




Rock Ash
RAS-S



Milano
Tan Marble
MTM-S



Gemstone
Alpine
GSA-S



Rock Rust
RRT-S

GRADE 1 COLORS (4 WEEKS LEAD TIME)



Bearwood
173-R



Java
163-P



Sterling
172-R



Ganache
152-T



Porch
Swing
170-R



S. Walnut
233-G



Auburn
160-G



Cocoa Pecan
150-G



Sequoia
164-P



Sable
155-G



Colonial
165-P



Denmark
174-G



Brown
Sugar
167-P



Slate
Hearth
175-G



Cinnamon
166-P



Icicle
158-M



Tawny
162-G



Folkstone
Grey
156-M



Cider
161-G



Aged Porcelain
157-T



Orange
Wood
159-P



Warm
Honey
153-G



Nutmeg
168-P



Norway
212-M


TTSW

SOLID BEECH WOOD TOPS

Solid German beech wood tops, polyurethane finished with angled steel, embedded structure supports.

TTSW15

Dark Mahogany




TTSW15

Walnut

TTSW

Backside
Cleat



STANDARD SIZES

Quickship ready, 1-1/2" thick.

24" x 30"	41 lb
30" x 48"	70 lb
30" x 60"	89 lb
30" x 72"	100 lb

24" R	30 lb
30" R	42 lb

30" x 30"	42 lb
36" x 36"	60 lb
42" x 42"	80 lb

Drop Leaf	
36" to 51" R	105 lb
42" to 60" R	140 lb

HIDDEN STEEL SUPPORTS

Each top includes hardened steel angle cleats embedded to prevent long-term warping.

QUICK SHIP WOOD FINISHES



Walnut



DM



CUSTOM OPTIONS

BTO finishes and sizes available.
Other wood species available.
50 pc. Minimum order quantity.
Contact factory for more information.



66


JustChair Manufacturing • 347.617.1317
JustChair.com • Info@JustChair.com

SUPRA-EDGE™ LAMINATED TOPS

Super tough, PVC and acrylic edged tops. Solid core, high-pressure laminated tops with stain resistant backs.


TTLM-AC2

Acrylic Multiplex



TTLM-PV2

White PVC



TTLM

Drop Leaf
w/ TBX Large Top Base



STANDARD SIZES (5 WEEKS)

1-3/16" thick, built to order in 5 weeks.

All dimensions from 24x24" up to 60x120" available.

24" x 30"	20 lb	24" R	15 lb
24" x 42"	32 lb	30" R	23 lb
30" x 45"	45 lb	36" R	35 lb
30" x 48"	45 lb	48" R	38 lb
30" x 60"	55 lb		
30" x 72"	70 lb		
36" x 72"	80 lb		
		Booth Cut	
		42" x 42"	55 lb
		Drop Leaf	
		36" to 51"R	70 lb
		42" to 60"R	100 lb

LAMINATE

Wilsonart HPL -38 or -60 finishes standard.

Colors: Customer choice of laminates.

COM: Customer-owned-materials welcome.

EDGING

Standard: 2 MM, 3D Acrylic or PVC.

Custom: Choose from wood-grain or any color.

COM: Customer-owned-materials welcome.

CORNERS STYLE

90° Sharp, 2" or larger radius' available.

MOQ


Minimum Order Quantity 10 piece standard.

Smaller quantity pricing available.

LAMINATED TOPS WOOD, T-MOLD, PADDED

Standard laminated tops with wood or T-mold edging.

TTLM-VM
Vinyl T-mold



TTLM-WF
Wood Edge



TTLM-PD
Padded top

STANDARD SIZES (4 WEEKS)

1-3/16" thick, built to order in 5 weeks.

Any non-round, dimension, up to 60x120" also available.

24" x 30"	23 lb	36" R	36 lb
24" x 42"	36 lb	48" R	65 lb
30" x 45"	45 lb	60" R	101 lb
30" x 48"	45 lb		
30" x 60"	59 lb		
30" x 72"	68 lb		
36" x 72"	81 lb		
30" x 30"	32 lb		
36" x 36"	41 lb		
42" x 42"	59 lb		

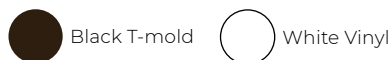
LAMINATE

Wilsonart HPL -38 or -60 finishes standard.

Customer choice of laminates.


COM: Customer-owned-materials welcome.

STANDARD COLORS



STANDARD WOOD COLORS

Wood edges in Walnut, DM, Cherry, Natural.



CORNERS STYLE

T-MOLD: 3" Radius Standard.

Wood: 90° Sharp, 2" or larger radius' available.

MOQ

Minimum Order Quantity 5 Piece standard.

Smaller quantity pricing available.

TTBB


BUTCHERBEECH™ WOOD TOPS

Butcher block strip wood with a thick beech wood edge.
QuickShip in 1 week!

TTBB-3048
Natural
TBX-X-28 Base



TTBB
Natural



TTBB
Dark Walnut

SAVE 


20% less than solid wood tops.


SAVE 

Produce from all scrap wood strips.

STOCKED SIZES

1-3/4" thick, QuickShip ready.

	24" x 30"	31 lb
	30" x 45"	60 lb
	30" x 48"	66 lb
	30" x 66"	85 lb

	30" x 30"	45 lb
	36" x 36"	59 lb

QUICK SHIP WOOD FINISHES



Dark Walnut



Natural (clear)



CONSTRUCTION STYLE

1/4" solid beech strips on a particle board substrate.
Surrounded by a 3/4" x 1-3/4" solid beech edge.
Finished with Polyurethane over Polyethylene finishes.

CORNERS STYLE

90° sharp corners only.

CUSTOM OPTIONS

BTO finishes and back styles available.
50 pc. Minimum order quantity.
Contact factory for more information.



DOUBLE BOLTED BASES

Precision lathed steel columns with super strong cast iron bases and spiders featuring JustChair's double bolted design. Shipped with tools and instructions for easy assembly.

TBX
End & Cross






TBX
Round







POWDER COAT

Standard black powder coat.
Locally customized colors available.

STANDARD SIZES - QUICKSHIP

BASES	DINING (-28)	BAR (-40)
	5" x 22" 15 lb	.5" x 22" 16 lb
	22" x 22" 18 lb 24" x 30" 22 lb 30" x 30" 23 lb 33" x 33" 25 lb	22" x 22" 23 lb 24" x 30" 27 lb 30" x 30" 30 lb 33" x 33" 35 lb
	18" round 29 lb 24" round 30 lb 30" round 98 lb	18" round 30 lb 24" round 44 lb 30" round 69 lb

RECOMMENDED BASES TO TOP SIZES

				
24" x 30"		2222	18R	
24" x 42"		2430	18R	
30" x 45"		2430		
30" x 48"	0522(2)	2430		
30" x 60"	0522(2)			
30" x 72"	0522(2)	2222(2)		
36" x 72"		2430(2)	24R(2)	
24" x 24"		2222	18R	
30" x 30"		2430	24R	
36" x 36"		3030	30R	
42" x 42"	0522(3)	3333	30R	
36/51"		3333	30R	
42/60"	0522(3)			4848

HEAVY DUTY BASES

Precision lathed steel columns with super strong cast iron bases and spiders featuring JustChair's double bolted design. Shipped with tools and instructions for easy assembly.

TBX
Large Top



TBX
Cantilever



POWDER COAT

Standard black powder coat.
Locally customized colors available.

STANDARD SIZES - QUICKSHIP

BASES DINING (-28)



48" x 48" 50 lb
Large top base



36" x 24" 50 lb
Cantilever base

RECOMMENDED BASES TO TOP SIZES



24" x 30"	2222	18R
24" x 42"	2430	18R
30" x 45"	2430	
30" x 48"	0522(2)	2430
30" x 60"	0522(2)	
30" x 72"	0522(2)	2222(2)
36" x 72"	2430(2)	24R(2)
24" x 24"	2222	18R
30" x 30"	2430	24R
36" x 36"	3030	30R
42" x 42"	0522(3)	3333
36/51"	3333	30R
42/60"	0522(3)	4848

LARGE TOP TABLE BASES

Precision lathed steel columns. Fully welded joints.
Shipped with tools and instructions for easy assembly.
Sold individually.



TBX-U-28
U-Base



POWDER COAT

Standard black powder coat.
Locally customized colors available.
Black vinyl screw in glides.

STANDARD SIZES

BASES	DINING (-28)	Counter (-34)	BAR (-40)
	24" x 28" 13 lb	24" x 34" 14.5 lb	24" x 40" 16 lb
	24" x 28" 12 lb	24" x 34" 13.5 lb	24" x 40" 15 lb

MINIMUM TABLE SIZE

Compatible with 30" x 30" or larger tables.

TBX-X-28
X-Base



OUTDOOR SEATING & TABLES.

07.



JWZTT

WERZALIT™ OUTDOOR BY JUSTCHAIR

Our Werzalit outdoor tops in Concrete finish and full outdoor round bases are great complements to Perma-wood and the G425 or A220 series.

JWZTT
30R/36R/48R



JWZTT
2424/3232/3636



JWZTT
2432/3248



STOCKED TOP CONFIGURATIONS

JustChair Concrete finish.

MODEL	DESCRIPTION	WT.
JWZTT-BN-2424	Bull Nose Edge	12 lbs
JWZTT-BN-2432	Bull Nose Edge	18 lbs
JWZTT-BN-3232	Bull Nose Edge	20 lbs
JWZTT-BN-3248	Bull Nose Edge	35 lbs
JWZTT-BN-3636	Bull Nose Edge	40 lbs
JWZTT-EE-48R	Ergo Edge	50 lbs
JWZTT-WF-30R	Water Fall Edge	20 lbs
JWZTT-WF-36R	Water Fall Edge	40 lbs

CONSTRUCTION STYLE

Werzalit resin outdoor top.
Outdoor zinc treated steel cast iron bases.
Stainless steel hardware.

EDGES

Waterfall Edge
(WF)



Ergo Edge
(EE)



Bullnose Edge
(BN)



CUSTOM OPTIONS

Alternate finishes available.
Minimum order quantity may apply.
Local customization available.
Contact factory for more information.



A-670

A-67030



A-67018



A-67018A



TEXTALINE OUTDOOR BY JUSTCHAIR

Wide and comfortable nylon weave seat and back on a welded aluminum frame. A great compliment to the Perma-wood™ line of outdoor seating and tables.

SEAT & BACK

Sturdy nylon weave.

FRAME

Powder-coated Champagne, welded aluminum.

GLIDES

Black insert-style nylon glides.

STOCKED CONFIGURATIONS

Seat & Frame :

S



Smoke

F








Champagne



CUSTOM OPTIONS

50 pc. Minimum order quantity.
Local customization available, no Minimum.
Contact factory for more information.

DIMENSIONS AND WEIGHTS

					
Chair(18A)	34.5"	18"	16"	17"	19 lb
SideChair(18)	44"	30"	16"	17"	23 lb
Barstool(30)	44"	30"	16"	17"	23 lb



PW801

PERMA-WOOD™ OUTDOOR - CHAIRS

Our Perma-wood Outdoor is always cool to the touch. Designed wide and comfortable, in a range of sizes.

PW80118A



PW80118



PW80130



STOCKED CONFIGURATIONS

MODEL	DESCRIPTION	WT.
PW80118	Side Chair	12 lbs
PW80118A	Arm Chair	14 lbs
PW80130	Barstool	14 lbs



FINISHES



Dark Grey




Antique Brushed Faux Teak

CONSTRUCTION STYLE

Perma-wood brushed synthetic polystyrene.
Welded, powder coated aluminium components.
Stainless steel connectors.



Antique Brushed
Faux Teak



Easy cleaning and maintenance with
included buffing bar and care kit.



76

JustChair Manufacturing • 347.617.1317
JustChair.com • Info@JustChair.com

PW801

PERMA-WOOD™ OUTDOOR - TABLES

Our Perma-wood Outdoor is always cool to the touch. Designed in a range of sizes, to fit all dining area needs.



PW801TT
36R



PW801TT
3636



PW803TT
3030
Bar Height



PW801TT
3072



STOCKED CONFIGURATIONS

MODEL	DESCRIPTION	WT.
PW801TT-2424	24" x 24" Flip Table Unit	30 lbs
PW801TT-2430	24" x 30" Flip Table Unit	35 lbs
PW801TT-3030	30" x 30" Flip Table Unit	50 lbs
PW801TT-3048	30" x 48" Table w/ H Base	60 lbs
PW801TT-3072	30" x 72" Table w/ H Base	75 lbs
PW801TT-3636	36" x 36" w/ Corner Legs	60 lbs
PW801TT-36R	36" Round, w/ umb. hole	55 lbs
PW801TT-3030 -BAR	30" x 30" Bar High Unit	55 lbs

FINISHES



Dark Grey



Antique Brushed Faux Teak

CONSTRUCTION STYLE

Perma-wood brushed synthetic polystyrene.
Welded, powder coated aluminium components.
Stainless steel connectors.
X-base stackable design for convenient transport and storage (Flip Table Unit Only)
Table top assembly required. Tools included.



PW801TT
Stackable
Flip Table Unit



77

JustChair Manufacturing • 347.617.1317
JustChair.com • Info@JustChair.com

PW803

PERMA-WOOD™ FAUX TEAK OUTDOOR

Our Perma-wood Outdoor is always cool to the touch. It is designed wide and comfortable, in a range of sizes.

PW-80318A



PW-80318



PW803TT



Stackable
Flip Table Unit

STOCKED CONFIGURATIONS

MODEL	DESCRIPTION	WT.
PW80318	Side Chair	12 lbs
PW80318A	Arm Chair	14 lbs
PW803TT-2424	24" x 24" Flip Table Unit	30 lbs
PW803TT-3030	30" x 30" Flip Table Unit	50 lbs
PW803TT-3636	36" x 36" Flip Table Unit	60 lbs
PW803TT-3636	36" x 36" w/ Corner Legs	60 lbs

FINISHES



Natural Pressed
Faux Teak



Champagne

CONSTRUCTION STYLE

Perma-wood pressed synthetic polystyrene.
Welded, powder coated aluminium components.
Stainless steel connectors.
X-base stackable design for convenient
transport and storage.
Table top assembly required. Tools included.



Natural
Pressed Faux
Teak

PW-803TT

3636
w/ Corner Legs



78

JustChair Manufacturing • 347.617.1317
JustChair.com • Info@JustChair.com

TBZ

OUTDOOR TABLE BASES

Precision lathed steel columns with super strong cast iron bases and spiders featuring JustChair's double bolted design. Zinc coated for protection from the elements. Shipped with tools and instructions for easy assembly.




TBZ
Round



POWDER COAT

Zinc, Perma-gray powder coat.
Stainless steel hardware.




STANDARD SIZES - QUICKSHIP

BASES	DINING (-28)	BAR (-40)
	5" x 22" 15 lb	5" x 22" 16 lb
	22" x 22" 18 lb 30" x 30" 23 lb	22" x 22" 23 lb 30" x 30" 30 lb
	18" round 29 lb 24" round 30 lb	18" round 30 lb 24" round 44 lb

TBZ
End



RECOMMENDED BASES TO TOP SIZES

			
24" x 30"		2222	18R
24" x 42"			18R
30" x 45"			
30" x 48"	0522(2)		
30" x 60"	0522(2)		
30" x 72"	0522(2)	2222(2)	
36" x 72"			24R(2)
24" x 24"		2222	18R
30" x 30"			24R
36" x 36"		3030	
42" x 42"	0522(3)		
36/51"			
42/60"	0522(3)		

TBZ
Cross



OPTIONS

ADDITIONAL OUTDOOR SEATING OPTIONS

In addition to the seating listed in this section, JCM also recommends the following seating options to complement any of our outdoor tables and bases.

A-22018



Available in Bar Height
See page 40 for more info.





ALUMINUM - CLASSIC SLAT BACK

Welded aluminum construction.
Includes rubber under-edge protectors.

SEAT, BACK & FRAME

Welded aluminum construction.
Includes rubber under-edge protectors, with premium vinyl covered nickel, insert style swivel glides.

DIMENSIONS AND WEIGHTS

					
Chair (18)	33"	18"	15.5"	15"	7 lb
Barstool (30)	42.5"	30"	15.5"	15"	13 lb

G-42518



Available in Bar Height/Backless
See page 45 for more info.






METAL - GALVANIZED TOLIX

Galvanized steel, stackable chair. For indoor or outdoor use.

SEAT, BACK & FRAME

Galvanized steel, welded construction with stacking bumpers, with black insert style rubberized glides.

DIMENSIONS AND WEIGHTS

					
Chair (18)	34"	18"	14"	14"	12 lb
Barstool (30)	46"	30"	14"	14"	14 lb
Arm (18)	31"	18"	20"	21.5"	14 lb



80

JustChair Manufacturing • 347.617.1317
JustChair.com • Info@JustChair.com

BOOTHS & BANQUETTES.

08.



JUSTCHAIR STANDARD UPHOLSTERED BOOTH

Booths built to fit your layout. Start with a standard design, then add custom options to fit your needs.

JBS-36
Mocha & Tan



JBS-42
America Beauty



JBD-42
Claret



STANDARD CONSTRUCTION FEATURES

- Single or Double Booth.
- All wood construction.
- Fully upholstered.
- Plain padded back.
- Screwed and glued.
- 100,000 double-rub abrasion tested vinyls.
- Standard 8" tall removable, interlocked steel spring seat system.
- Hard ABS kick plate.

COLOR CHOICES

Vinyl/ Upholstery see pages 96 - 105.
Mix and Match available (ie; JBS-36 Mocha & Tan)

STANDARD BOOTH DIMENSIONS

HEIGHT

- 36" High back - Below the shoulder.
- 42" High back - Top of the shoulders.
- 48" High back - Top of the head.

LENGTH

- 30" Width - Deuce booth.
- 48" Width - Typical, four person seating.
- 72" Width - Large, six person seating.

JUSTCHAIR CUSTOM BOOTH OPTIONS

Booths built to fit your layout. Start with a standard design, then add custom options to fit your needs.



FULLY CUSTOMIZABLE BOOTHS

See following page for more details.



JUSTCHAIR CUSTOM BOOTH OPTIONS

Booths built to fit your layout. Start with a standard design, then add custom options to fit your needs.

JBS-42

Design Choice
Top and End Caps
Pullman 14" seat
6 Channel Vert.



JBS-42

Design Choice
Top and End Caps
Fabric Back



SEAT OPTIONS


Tall Pullman 14" style seat.

Add a vinyl or wood crumb strip (at the seat back).

Wood seat base.

INSIDE BACK OPTIONS

3 Channel Hor.



3 Channel Vert.



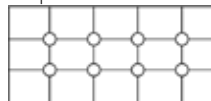
6 Channel Vert.



Headroll



Square Button Tuft



Diamond Button Tuft



Retro V




Buttoned



TOP CAPS

Pullover top cap.

Wood top cap.



Diamond
Button Tuft

JUSTCHAIR CUSTOM BOOTH OPTIONS

Booths built to fit your layout. Start with a standard design, then add custom options to fit your needs.

JBD-42

Headroll
Wood End/Top Caps
Wood Kick Plate
60" Wide



END CAPS

Design Choice end caps.
Wooden end caps.

KICK PLATES

ABS Black textured plastic kick plate.
Wood kick plate.
Standard wood legs. (in lieu of kick plate)
Premium wood legs. (in lieu of kick plate)
Metal legs. (in lieu of kick plate)

BAR HEIGHT

ABS Bar height with shelf.
Wood Bar height with shelf.

JBS-42

Square
Button Tuft




CORNER AND ROUND BOOTHS

Contact factory for more information.



Wood Seat Base
Metal Legs



Corner Booth



Bar Height
Booths

JUSTCHAIR BANQUETTES & BENCHES

For long wall lengths, circles, and waiting areas.

JBSB-36



JB-WAIT



JBT-WAIT
Tall Seat



CONSTRUCTION FEATURES

All solid wood frame components.
Screwed and glued.
Easily removable seat.

STANDARD BANQUETTE HEIGHTS

36" High back - Below the shoulder.
42" High back - Top of the shoulders.
48" High back - Top of the head.

STANDARD LENGTHS

Wait Bench: 48" standard.
Banquette: Built by the foot.

Extended lengths are built in sections.
Maximum section length: 7 ft.

INSIDE BACK OPTIONS (BANQUETTE)

Plain padded back.
3, 6 or 12 Channel, deep vertical channels.
V-Back, retro style.
Pullover back, with or without end caps.
Stitched button tuft, diamond or square.

SEAT OPTIONS

Standard 8" tall removable seat.
Tall Pullman 14" style seat.
Add a vinyl or wood crumb strip (banquette).

WOOD OPTIONS

Fully upholstered booth is standard.
Optional wood caps, base, inside back and kick plate
Optional wood legs.
See page 95 for wood finish option.

STANDARD VINYL

See pages 96 - 105 for vinyl & fabric options.

FOR CUSTOM OPTIONS SEE PAGES 84 - 85



CASEGOODS

A wooden podium with a flat top and a front panel. The words "THANK YOU" are engraved in a sans-serif font on the upper part of the front panel. The wood has a warm, reddish-brown finish. The podium is set against a blurred background of what appears to be a modern interior space with glass and metal elements.

THANK YOU

09.

TRASH RECEPTACLES

Standard and Double trash receptacle available.

TRCTP-
SINGL
Biltmore
Cherry



TRCTP-
SINGL
Potters Clay



TRCTP-
SINGL
Webb Oak



CONSTRUCTION FEATURES

Swing door for easy trash disposal.
Magnetic push to open/lock liner cabinet.
All solid wood frame components.
Laminate finish.
Vinyl Lettering.

STANDARD MEASUREMENTS

21" Width
22" Depth
44" Height

Includes 30 gallon liner.

FINISHES

Wilsonart® laminate.



TRASH RECEPTACLES

Standard and Double trash receptacle available.

TRCTP-
253039X



TRCTP-
253039X
with top shelf



Includes
32 gallon
liner

CONSTRUCTION FEATURES

10" Top recessed drop for easy trash disposal.
Magnetic push to open/lock liner cabinet.
All solid wood frame components.
Laminate finish.
ABS textured kick plate.
Available with optional top shelf.

STANDARD MEASUREMENTS

30" Width
25.5" Depth
39.5" Height

Includes 32 gallon liner.

FINISHES

Wilsonart® laminate.
DesignChoice™ Thermo-Formed tops.

CASE GOODS

CUSTOM CASE GOODS

Complete our JustChair Manufacturing front-of-house solutions. Perfectly matched to your choice of table tops, booths and chairs.



COUNTERS

DesignChoice countertops to perfectly match tabletops and chairs.



SIDES

Laminate substrates.



CUSTOMIZE

Standard templates offering easy customization. Contact factory for more information.

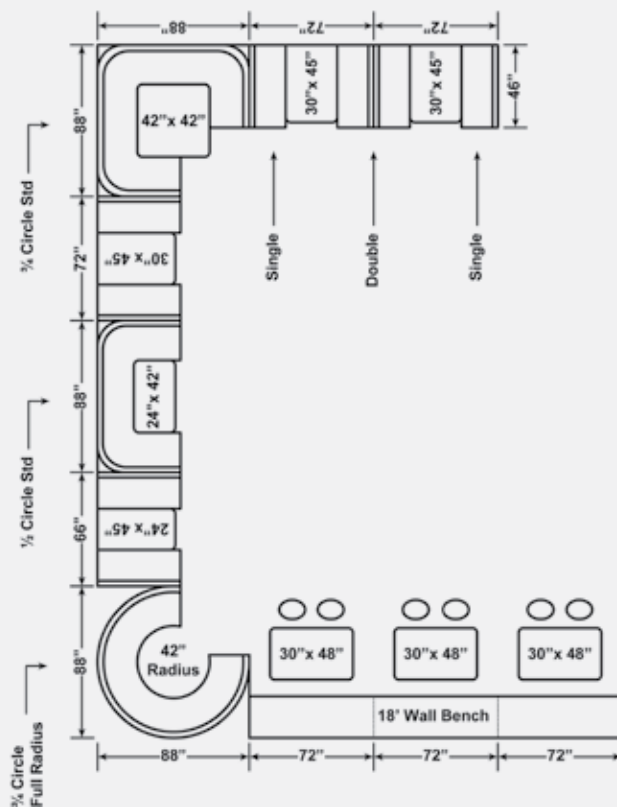


PLANNING & OPTIONS.

10.



SPACE PLANNING BOOTHS



BOOTH SPACING

Booths are available in single, double, 1/2 circle, 3/4 circle and wall benches. Using a wall bench with small tables allows easy conversion from couple seatings, to large parties.

The QuickShip top cap is 1.75". The standard and custom top cap is 1.75" wide.

The layout below, demonstrates using 46" long booths.

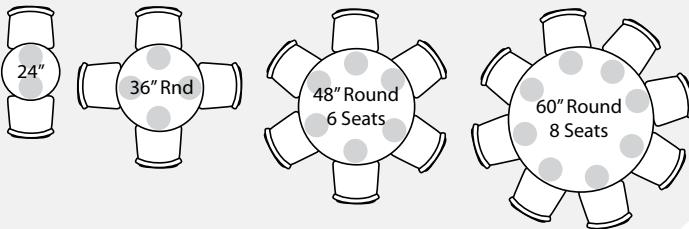
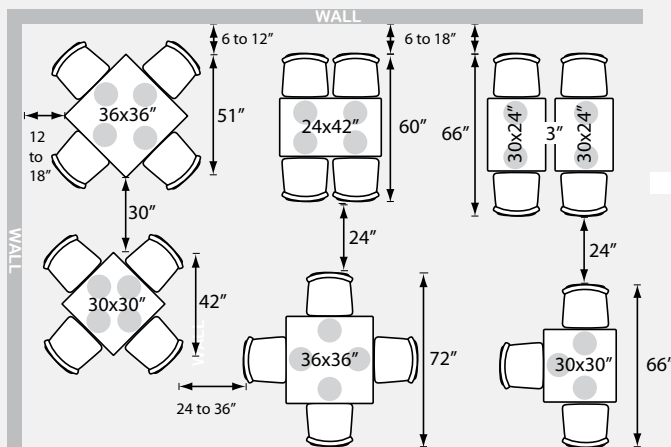
A standard layout allows the table edge to overlap by 1" vertically with the outer edge of the booth seat. This provides a comfortable 17-18" seating depth.

If using 30" wide tables, then booths require 72" from center to center of top caps.

If using 24" wide tables, the space between booths can be reduced to 66" between the center of top caps.

ADA requires a 36" wide table.

SPACE PLANNING TABLES & CHAIRS



AISE WIDTHS

Wait staff aisles can be 24" to 30", with service/main aisles 36".

Recommended square inches per seat:

Banquet (close seating):
96-120 sq/in per person.

Casual Dining:
120-144 sq/in per person.

White Tablecloth (spacious seating):
144-168 sq/in per person.

TABLE SIZES

The architectural standard for dining suggests that 300 square inches of space be allowed per diner.

24" table width is a Minimum, suitable for a diner. 30" is the standard width.

Family dining with platters in the center should consider 36" widths.


Shading representing 10" plates is shown on the diagrams below.

OPTIONS

WOOD - SEATING OPTIONS

Options below are standard on wood seating where indicated.

PIB w/ Welt




POB w/
Regular DN



POS w/ DN



FRL-B



Top stitch
POS available

PIB - PADDED INSIDE BACK

Includes single welt cord border.

POB - PULLOVER BACK

Requires decorative nails on W388.

POS - PULLOVER SEAT

Upholstery covered seat frame and upper front legs. Decorative nails available.

DN - DECORATIVE NAILS

Available in Pewter, Silver, or Brass colors. Regular and Large nails available.

FOOT RAIL GUARD

FRL-S: Silver colored guard.
FRL-B: Brass colored guard.

LOCAL CUSTOMIZATION

Items marked for local customization are refinished or reupholstered in the US with shorter lead times and smaller MOQ's than international factory customized products.

Costs vary depending on quantity and style. Quoted on a project-by-project basis.



OPTIONS

METAL FINISH WOOD FINISH


Options below are standard metal seating finishes where indicated.

POWDER COAT

Standard and BTO (see product pages)



Textured Black #16
(standard)



Gloss (smooth)
Black #10



Silver Flash #00
(glaze)



Silver Vein #11



Gold Vein #88



Copper Vein #07

METALLICS

Standard and BTO (see product pages)



Clear-coat #00
(industrial metal)



Silver/chrome #48
(metallic)



Dark Gold #09



Metallic Gold #00

WOOD-LOOK FINISHES

Faux on Metal (not aluminum) Standard and BTO (see product pages)



Natural



Cherry



Mahogany



Walnut

WOOD FINISHES

Standard and BTO (QuickShip wood and Veneer Seats)



Natural



Cherry
(Honey Oak
on M668)



Mahogany
Dark Mahogany



Walnut
Dark Walnut



Black



OPTIONS

FURNITURE UPHOLSTERY TYPICAL

Our typical upholstery choices are JCM verified and tested. They meet or exceed commercial-grade standards.

Note, "DR" indicates the Wyzenbeek Double Rub Abrasion test.



GRADE 1* VINYL

Denali Vinyl: 100,000 DR
Keyston Jackson: 100,000 DR
Culp Hathaway: 100,000 DR
Culp Dillon: 200,000 DR
Culp Linette: 100,000 DR / iClean™

GRADE 2* VINYL

Keyston Olympus Boltasport: 1,800,000 DR
Nassimi Esprit: 200,000 DR
Keyston Revolution: 400,000 DR
Culp: Rushmore: 200,000 DR

GRADE 2* FABRICS

Culp: Loose Change: 70,000 DR
Culp Critics Choice: 30,000 DR
Culp Fine Tune: 40,000 DR
Culp Montgomery: 100,000 DR
Culp Venue Fabric: 80,000 DR
Culp Winslow: 40,000 DR
Culp Petal Pusher: 40,000 DR

GRADE 3* UPHOLSTERY

Keyston Pebble: 200,000 DR
Keyston Revolution: 400,000 DR
Spradling Patriot Plus: 100,000 DR
Spradling Whisper: 100,000 DR
Douglass Smart Choice Fabric: 60,000+ DR

COM

Customer Owned Material

Contact JCM.

*Grade based on cost per yard.



OPTIONS

FURNITURE UPHOLSTERY TYPICAL

GRADE 1: KEYSTON JACKSON VINYL

100,000 Double-Rub Resistance



SPECIFICATIONS

Width 54 inch

Roll Size 30 yds

Weight 28 oz per linear yard

Abrasion 100,000 Double Rubs

Cold Crack -10 degrees

UV Resistance 200 hrs.

CAL117E-2013

UFAC Fabric, Class 1

Contract, Hospitality, Office, Resi-
dential



OPTIONS

FURNITURE UPHOLSTERY TYPICAL

GRADE 1: DENALI VINYL


100,000 Double-Rub Resistance



VLD-01
BLACK




VLD-02
WHITE




VLD-03
OFF WHITE



VLD-04
LT GRAY



VLD-05
CLEAR GRAY



VLD-06
MED. GRAY




VLD-07
DK. GRAY



VLD-08
PEWTER



VLD-09
PAC. BLUE



VLD-10
TEAL BLUE



VLD-11
NAVY BLUE



VLD-12
RUST



VLD-13
SADDLE



VLD-14
BROWN



VLD-15
DK. BRWN




VLD-16
BURGUNDY




VLD-17
WINE



VLD-18
RED



VLD-19
GREEN



VLD-20
DK. GREEN




VLD-21
LT. NEUTRAL



VLD-22
MIDNIGHT



VLD-23
LT. PARCH.



VLD-24
M PRAIRIE TAN



VLD-25
MED BEIGE




VLD-26
MEDIUM NEUTRAL




VLD-27
LIGHT GRAPHITE



VLD-28
MEDIUM GRAPHITE



VLD-29
GRAY



VLD-30
MEDIUM DK. PEWTER



OPTIONS

FURNITURE UPHOLSTERY TYPICAL

GRADE 1: DENALI VINYL CONTINUED



VLD-31
GRAPHITE




VLD-32
EBONY



VLD-33
BLK PERF.



VLD-34
BLK PANTERA



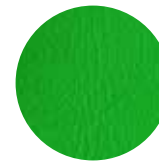
VLD-35
M. PARCH



VLD-36
YELLOW



VLD-37
PINK




VLD-38
LIME GREEN



VLD-39
PURPLE



VLD-40
ORANGE



VLD-41
MAGENTA




VLD-42
EGGPLANT



VLD-43
DK. CHOC.



VLD-44
SIENNA



VLD-45
EVERGREEN

SPECIFICATIONS

100% Polyurethane.
Phthalate Free.

Backing: 100% Polyester Knit.
105gms per running yard.

Finish: Antimicrobial --
Silver based ion technology.

Weight: 29oz. per linear yard.

Width: 54".

Environmental Benefit:

PVC Free.
Phthalate - compliant CPSC sec.108.
Lead compliant CPSC sec. 101.

Abrasion: Heavy Duty.
100,000 Cycles per double rubs.

Ultraviolet Resistance:

100 Hours - Class 5 per
ASTM D4157.

Cold Crack Resistance:

Performed at -10°F
per ASTM D1912-10.

Passes:

California Tech. Bulletin # 117-2013.
NFPA 260 Class 1.
MVSS 302.

Cleanability:

WS - Both water and solvent based
solutions.



OPTIONS

FURNITURE UPHOLSTERY TYPICAL

GRADE 1: DILLON VINYL

200,000 Double-Rub Resistance



SPECIFICATIONS

100% Polyurethane.

Backing: 70% Polyester;
30% Cotton.

Finish: Antimicrobial --
Silver based ion technology.

Weight: 20.3 oz. per linear yard.

Width: 54".

Environmental Benefit:

PVC Free.
Phthalate - compliant CPSC sec.108.
Lead compliant CPSC sec. 101.

Abrasion: Heavy Duty - Exceeds
200,000 Cycles.
(Wyzenbeek - #8 Cotton Duck Abrad-
ant)(ASTM D4157).

Light Fastness:

Class 4/100 hrs. min.
(AATCC16A).

Color Fastness:

Class 5 (ASTM D3597, AATCC 8)
Wet & Dry

Physical Properties:

Class 5 (ASTM D3511) Brush Pill.
130 lbs. warp, 120 lbs. weft.
(ASTM D5034) Breaking Strength.
61 lbs. warp, 81 lbs. weft .
(ASTM D4034) Seam Slippage.

Passes:

California Tech. Bulletin # 117-2013.
UFAC Class 1.
NFPA 260 Class 1.
MVSS 302 Pass.
IMO A. 652(16) 8.2.

Cleanability:

WS - Both water and solvent based
solutions.



100

JustChair Manufacturing • 347.617.1317
JustChair.com • Info@JustChair.com

OPTIONS


FURNITURE UPHOLSTERY TYPICAL

GRADE 1: LINETTE VINYL

100,000 Double-Rub Resistance




STONE



PLATINUM



FROST



ASH



MUSTARD



MOSS




GLACIER




GLAZE




FLAME




WATERSCAPE



DENIM



TOFFEE




STEEL



PEACOCK



BLACK



COLA



Enhanced zoom
to show texture.

SPECIFICATIONS

100% Vinyl.

Backing: 70% Polyester;
30% Cotton.

Finish: i-clean™ stain resistant
and moisture repellant,
based on Nano Technology.
Antimicrobial.

Weight: 40.19 oz. per linear yard.

Width: 54".

Abrasion: Heavy Duty - Exceeds
100,000 Cycles.
(Wire screen Abradant)
(ASTM D4157).

Light Fastness:
Class 4/100 hrs. min.
(AATCC16A)

Color Fastness:
Class 5(ASTM D3597, AATCC 8)
Wet & Dry

Physical Properties:
Class 5 (ASTM D3511) Brush Pill.
137 lbs. warp, 143 lbs. weft.
(ASTM D5034) Breaking Strength.
88 lbs. warp, 94 lbs. weft .
(ASTM D4034) Seam Slippage.
50,000 cycles (CFAA10) Flex Resistance.

Passes:
California Tech. Bulletin # 117-2013.
UFAC Class 1.
NFPA 260 Class 1.
MVSS 302 Pass.

Cleanability:
WS - Both water and solvent
based solutions.
Bleach cleanable -
5:1 Water/Bleach solution.



OPTIONS

FURNITURE UPHOLSTERY TYPICAL

GRADE 2: OLYMPUS VINYL

1,800,000 Double-Rub Resistance

SPECIFICATIONS

Facing: 100% PVC.

Backing: 100% Spun Polyester
Terry loop.

Weight: 36oz. per linear yard.

Width: 54".

Abrasion: Heavy Duty
1,800,000 Cycles
(#8 Cotton Duck).

UV Resistance (QUV):
650 hrs.

Color Fastness:
Class 5 (ASTM D3597, AATCC 8)
Wet & Dry.

Physical Properties:
Class 5 (ASTM D3511) Brush Pill.
137 lbs. warp, 143 lbs. weft
(ASTM D5034) Breaking Strength.
88 lbs. warp, 94 lbs. weft
(ASTM D4034) Seam Slippage.
50,000 cycles (CFAA10) Flex Resistance

Passes:
California Tech. Bulletin # 117-2013.
UFAC Class 1.
NFPA 260 Class 1.
FMVSS 302 Pass.
IMO PART 8 (3.1 & 3.2)
BIFMA X5.7-1991 SEC. 5.2.2 CLASS A
May comply with Cal. 133 when tested with
suitable components.



OPTIONS

FURNITURE UPHOLSTERY TYPICAL

GRADE 2: OLYMPUS VINYL CONTINUED



CLEANING INSTRUCTIONS

Remove ordinary dirt and smudges with a mild soap and water solution and a clean, soft cloth or towel. Dry with a soft, lint-free cloth or towel.

Caution: The use of upholstery "Conditioners" or "protectants" is not recommended and should be avoided on Olympus.

Although Olympus is resistant to most common stains, the dyes and pigments in some staining agents have the ability to create a permanent stain if not treated properly. To clean difficult stains from Olympus, locate the staining agent in the lists below and follow the corresponding recommended cleaning method. For best results, treat all stains immediately

Staining Agents: Baby oil, ketchup, chocolate, motor oil, olive oil, grape juice, urine, blood, tea, coffee and betadine - Use Method 1.

Staining Agents: Eye shadow, crayon, grease, tobacco tar (nicotine), permanent felt tip marker, yellow mustard, lipstick, ballpoint pen and spray paint - Use Method 1. If stain remains, use Method 2.

Method 1:

Use one of the following cleaners with a soft cloth or damp sponge. Rinse area with fresh water then dry with a clean, lint free cloth.

Formula® 409 All-Purpose Spray Cleaner.

Fantastik® Spray Cleaner.

Method 2:

Use a solvent-type cleaner, such as a rubbing alcohol (isopropyl alcohol). Rinse cleaned area with fresh water then dry with a clean, lint-free cloth. If the stain persists after six rubs, the stain has set and probably cannot be removed. Rinse cleaned area with fresh water, then dry with a clean lint-free cloth.



OPTIONS

BTO - BANQUET STANDARD VINYL OPTIONS




BALSA




QUARRY




STEEL




STRATUS



LUCID




TUSK



STORM



GRAPHITE



IRON



JAVA



BLACK



STRAW




BUFF




SANDY




SNOW



FIESTA



LUGGAGE



BALSA



BORDEAUX




CORDOVAN




LIPSTICK



CHILI



WILLIAMSBURG



BALTIC




SAGE




APPLE GREEN




THUNDER



NIMBUS



OCEAN



GRAPE



OPTIONS

BTO – BANQUET STANDARD FABRIC OPTIONS



All vinyls above are available under the standard pricing for JustChair's BTO Banquet Collection. Shown at 42% of actual size.



OPTIONS

CUSTOM & BUILT TO ORDER

JustChair offers unlimited customization options. Stock products will always be the fastest and most economical.



FACTORY VS LOCAL CUSTOMIZATION

Factory customization (international production) costs much less than local customization (US production) of projects.

But factory customization requires a minimum of 16 weeks lead time, due to production lead time, sample approval and container shipment schedules.

Examples of factory customization, would be a physical change to wood chair frame, or complex refinishing.

Possible examples of Local Customization (LC), would be re-powder/color of a metal product, or reupholstery of an upholstered chair.

CUSTOM WOOD FINISHES

Custom wood finishes can be produced on any built-to order product. Color matching fees do apply.

Typically, color matching will add 2 weeks to a project's lead time.

FACTORY BUILT-TO-ORDER PRODUCTS

We do have factories and contract manufacturers in the US and internationally.

Banquet seating, custom wood color tops or wood seating are all internationally built-to-order products with a Minimum of 12 week lead times.

Booths, Millwork, Laminate tops, DesignChoice tops, Werzalit tops and umbrellas are all US built-to-order products which require a Minimum of 4 week lead times.



ABOUT

UNDERSTANDING FREIGHT

Shipping furniture notes and information.

For freight quotes, just e-mail freight@justchair.com.

TYPES OF FREIGHT

Small: Parcel / Ground: Boxed items. Normally less than 24" x 24" x 40" to avoid oversize charges. Max ground size for example is 24" x 24" x 58".

Medium: LTL: Less than truckload, palletized freight, Minimum of 150 lbs. Ships from terminal to terminal, then is delivered via a local truck having multiple stops in the area. Normally Limited to 6 pallets or less.

Large: FTL or Dedicated Truck: Full truck load 26' or 53'. Items are not palletized. They may be floor loaded (loose) or boxed.

DELIVERY

Small: Parcel / Ground: Packages are picked up and delivered to the door of the receiver.

Medium: LTL: Less than truckload. These normally arrive at the discretion of the trucking company. 4 hour appointment windows can be arranged as an added service with an extra day of shipment time.

Special services (additional charges) for LTL include: Limited delivery sites, gated areas, lift-gates, unloading, inside delivery, extended wait time to name a few.

Unloading: The truck driver is required to open the back of the truck only.

Large: FTL or Dedicated Truck: Full truck load. Items are not palletized. They are normally floor loaded (loose) or boxed.

Unloading: The truck driver is required to open the back of the truck only. The receiver is responsible for removing the items and packaging within the hour of arrival.

THINGS TO CONSIDER FOR LTL/FTL/DEDICATED TRUCK:

Unloading: Have plenty of help for unloading. Normally two people in the truck and two people accepting the furniture then walking it in. Note that for most furniture, it is easier to hand off at truck height, than using a lift-gate.

Inspection and damage: NEVER refuse. It can delay replacements or repairs for weeks as the freight company tries to reroute. Always photograph and note any visible damage on the bill of lading when you sign.

Concealed damage: The driver is not responsible to wait for inspection inside the packaging. Please provide descriptive photographs and e-mail your sales rep as soon as discovered.

Repairs and replacements: Furniture is often built-to-order and highly modular. Many of the damaged components can be quickly replaced without complete remanufacture of the entire unit.



9 STEPS TO BUILDING QUALITY



Renown 40 Year German beech wood.



Fabricated with CNC precision for a perfect fit.



Craftsman tongue & groove for stability.



Bolted with custom hardened steel anchors.



Automated poly finish.



Double the seat foam.



100% wrapping ensures perfection.



Nationwide and Local sales & support network.



Built by a fully ISO 9001, 18001, 4001 certified and Intertek tested factory.

From start to finish, JCM works to provide the absolute best, and we back it with our **5 Year Warranty**.



JustChair Manufacturing
59-71 59th Street
Maspeth, NY 11378

Atlanta Plant:
5390 E Ponce de Leon Ave, Ste. D
Stone Mountain, GA 30083

Info@JustChair.com
JustChair.com
347-617-1317, 347-507-0604 F